
















## COLOR CHARTS





These charts will help you see the approximate colors of our paints and braid. These have been reproduced as closely as today's printing methods allow, but variations are possible.

COLORED BRAID (page 14) .....Cat. No. 3015- 000 -2

				
Plum (012)	Sky Blue (013)	Terra Cotta (014)	Coral (015)	Pearl Gray (011)
				
Red (001)	Medium Green (005)	Pacific Blue (008)	Burgundy (009)	Black (007)
				
Yellow (004)	Forest Green (003)	Dark Blue (010)	Concord (002)	Brown (006)








### ACRYLIC CANVAS PAINT

Paint colors available for painted seams.

				
				Royal Purple (014)
				
Black (011)	Red (001)	Light Blue (003)	Dark Green (007)	Brown (008)
				
Earth Red (002)	Royal Blue (004)	Green (006)	Yellow (010)	Light Brown (006)

### COLORED CANVAS (page 72)

Cat. No. 1001- \* \* \* -1

			
Black (002)	Blue (013)	Red (004)	Green (009)
			
Yellow (018)	Purple (008)	Khaki (007)	

*Dear Friends,*

*Thanks for your interest in Panther! As you can see by the photo below, this time traveling hobby is a family affair. We've been at it for 44 years and 4 generations, offering you our world famous tents and backing them up with our Panther guarantee of satisfaction. (See Page 4)*

*We hope you enjoy this, our 27th catalog. To celebrate our company history we're using a replica cover from our first official catalog all those years ago.*



*Let us know if we can help you with your camp. We are always glad to share our experience with you!*

*Sincerely,*

*Sam & Theresa Darby*

*"I have had nothing but exceptional service from Panther since my first order 25 years ago. Your products have served me on three continents, N. America, Africa and Europe. Thanks!"  
S.W., Alexandria, VA*

## HISTORY'S BEST TENTS

More than just a play on words, "History's Best Tents" is our motto! It's the standard that we've set for ourselves and it comes from our commitment to make the very best tents you can find anywhere.

Consider the steps that your Panther tent goes through before we send it out to you.

First, we select only top grade army duck for our tentage, and after the finishing mill applies the treatment, a series of quality tests are run.

Next, each batch of canvas undergoes additional testing here at our factory before we make a single cut.

Once production has begun, every sewing machine operator fills out a quality checklist on each tent he or she makes. Like anyone who takes pride in their craft, our sewers sign their work upon completion.

Finally, your tent is inspected, assigned a quality control tracing number, and packed into a box for shipment to you.

We do it all under our own roof, never farming out any of our work to subcontractors. In-house manufacturing helps us monitor quality from the first cut to the final packaging.

We have an extremely talented sewing crew that we're very proud of. They use only heavy duty industrial sewing machines (some as wide as 42") with customized attachments to build our tents. Their skill and dedication to make only the best is the reason that Panther tents are so well made.

Our overriding emphasis on QUALITY has led to Panther becoming the world's largest manufacturer of historical tents. (We have customers in 45 countries on 6 continents!) It's why we can offer you our famous GUARANTEE and TENT WARRANTY (Pg. 4) and it's why Panther tents are preferred over all brands of historical shelters.

Most importantly, it's the reason that so many of our customers return for their second, third and fourth tents. Folks know they're getting the best in materials and workmanship with a Panther tent because we never skimp on either one!

We'll make you a tent you'll be proud to own.

*"This is my fifth tent from you folks. What else can I say?"*

G.M. - Riverside, CA

*"I have 3 tents & 3 diamond shelters (trail tarps). Some over 20 years old. All are great, I am happy!"*

L.B. - Rough and Ready, CA

*"Got to borrow some other brand for a weekend. They just could not compare with the quality of Panther."*

D.B. - Orlando, FL

*"I just wanted to let you know how very much our family appreciates the quality of the tent you made for us five years ago. It's weathered monsoons so severe that we watched cars sink up to their axles in mud. It's also survived gale force winds that blew every tent around us down. I always recommend Panther to newbies if they plan to stay warm, dry and happy in all conditions."*

F.K. - El Dorado Hills, CA





## 5 REASONS TO BUY YOUR TENT FROM PANTHER

### **#1) THE MOST REINFORCING**

Nobody even comes close to building a shelter with as much attention to reinforcing the stress areas as Panther. Our tents set the standard for strength and durability. Over 40 years of camping experience has shown us that features like our full length ridge line reinforcements, while taking more time to install, WILL make a huge difference in how your tent holds up. Our obsession with quality and the resulting reinforcements means that a Panther tent is the most durable you can get!

### **#2) STRONGER SEAMS**

Most of the seams in your Panther tent will be flat felled, with at least two rows of stitching. Roof seams are actually two rows of stitching through 4 layers of canvas (double stitched flat felled seam). This is the strongest and most water resistant way to join two pieces of canvas. (See page 8 for a diagram of this seam)

### **#3) ACCURATE SIZES!**

These days one must be careful when shopping for a specific sized shelter. The size listed in a catalog may be the "cut size" rather than the "finished size." Too many times we've heard from folks who've been fooled by this tactic and received a tent much smaller than they thought they were ordering. A marquee 18'x21' can end up being more like 17'x20' and a 10'x15' wall tent that they cut a 15' ridge pole for comes through at only about 14'2" long!

All of our tents are listed in "finished sizes" so you know what you're getting for your money. None of them will vary more than a couple inches from the stated size.

### **#4) YOU GET MORE FOR YOUR MONEY**

Many of the options that you'd pay extra for elsewhere (like double doors on wall tents) are standard features of Panther tents, and when you buy one of our tents you get a complete support package along with it. (see pg. 4)

Add in our Outstanding Customer Service, Warranty, and In House Quality Controls and you definitely get more for your money from Panther!

### **#5) THE BEST GUARANTEE**

We're famous for our tent guarantee! You get it in writing on page four of this catalog.

Worldwide, Panther tents are consistently chosen for their high quality, and we take great pride in making them for you.

**TOLL FREE ORDERING 1-800-487-2684**

# WHAT YOU GET WHEN YOU PURCHASE A PANTHER LODGE

## OUR WORLD FAMOUS TENT GUARANTEE

When you buy a tent from us, we guarantee it to be superior to all others. As soon as you receive your tent, set it up in your backyard and look it over. If you're not convinced that you've got THE BEST shelter on the market in your Panther Tent, return it to us in new condition within 90 days and we'll refund your purchase price. NO ONE makes a better shelter. NO ONE gives you comparable service after the sale.

## We back the best tent with the BEST SUPPORT PACKAGE.

- ❖ You get our 3 YEAR TENT WARRANTY.  
Repairs due to any workmanship defect or materials not performing as promised are free! (You pay only the shipping).
- ❖ You get easy to follow set up instructions.
- ❖ You get "Caring For Tents", our guide to a longer tent life.

When we say that you get more for your money with a tent from Panther we mean it. When you read what our customers have to say about their Panther tents, you'll see why, when quality counts, folks count on Panther tentage.

*"I have owned two other tents prior to discovering the quality of Panther. Now our whole camp is Panther! You guys are the best!"*

M.P. - Middletown, MD

## LOVING WHAT WE DO

Many things go into making an incredible tent, and you'll find all the technical aspects of our tentmaking detailed over the next few pages. But it's loving what we do that gives us the passion for this business.

We're right out there with you at historical events, living in a tent at least 8 weeks out of every year. We've personally tested our shelters in rain, snow, sleet, sub-zero temperatures, blistering heat and high winds, and have done it in the name of FUN! Nothing beats first hand experience, when it comes to advising folks on historic camping. That's why our customer service reps get to attend events with us as part of their training. They have fun too!

"Work" isn't seen as a four-letter word around here. It's more like an adventure! It's pretty neat to see our tents on display when we visit customers like Colonial Williamsburg, Old Fort Niagara or one of the many other historical sites or museums that have made Panther their choice for tentage. It's FUN to grab a bag of popcorn and sit down to watch one of the movies that Panther products have been included in. Some recent releases include *The Hateful Eight*, *Lincoln*, *A Million Ways To Die In The West*, *Pirates of the Caribbean 1-4*, *The Alamo*, *Hostiles*, *Free State of Jones*, *The Rum Diaries*, *The Lady and the Panda*, *Cliffs of Freedom*, and television's *Hell On Wheels*, *Reign*, *Sleepy Hollow*, *Deadwood*, *Salem*, *Godless*, *Crossbones*, *Mountain Men*, *The West*, *Underground*, *The Strain*, *Roots* and *Westworld*.

Our love for this hobby has translated into a level of superior quality products and customer service that is the stuff of legends around the living history community. We'd like to say THANKS for the opportunity to share it with you.



**Panther tents starred in Disney's "Hidalgo".  
Viggo Mortensen and Omar Shariff also appeared in the film!**

*"Thanks to all of you for always getting our orders to us on time! You've been a big part of the show!"*

Matt, Beth and Rachel - *Sleepy Hollow* Set Decoration Crew

Our friendly customer service reps get first hand experience in setting up the many different tents that we offer. It's just one more way to insure that you get the best possible service when you call Panther!

*"If you got any better you'd be wearing wings & halos!"*  
T.F. - Lancaster, PA



## **WE START OUT WITH THE HIGHEST QUALITY CANVAS!**

We've spent a lot of time researching and comparing canvasses. As a matter of fact, we maintain a year round test rack which enables us to compare the performance and durability of 13 varieties of canvas at once. The four types that we offer you for our tents are unquestionably the best canvasses on the market today, and our customers will confirm it!

All four begin with a base canvas that is 100% cotton army duck. In an army duck the yarns are twisted before being woven into canvas. The result is a tighter weave and increased strength. Our army duck is 54x42, 2 ply cotton.

We use only 36" wide material. It's a lot easier to make a tent from 60" wide material because it requires fewer seams. Unfortunately, it also leaves you with a droopy looking tent. Using 36" wide canvas means more seams and more labor, but it gives you a shelter that holds its shape better with less bagging and sagging. It also gives you more ties than normal for added flexibility.

Before we even make the first cut, our canvasses are treated at the mill. A factory treatment is done by professionals with special equipment. The result is a more uniform and high quality finish, and a tent with better water shedding capabilities.

All our canvasses are treated for mildew resistance. Does this mean they will never mildew or turn gray? No. Any canvas will mildew under the right conditions, and white canvasses will turn dark when exposed to the elements over time, but the treatments on these four canvasses resist mildew and darkening better than other cotton canvasses.

## **CANVAS SAMPLES**

Give us a call at 1-800-487-2684 if you'd like to test out our canvasses. We'll rush samples out to you, so you can put them to the test! Once you've held them under running water, lit a match to the flame retardant ones, etc. you'll see that they are the best available cotton canvasses anywhere!

## **THE GIANT XYLOPHONE**

Actually it's our canvas testing rack. We use it to monitor and compare fiber breakdown, color fastness, water and mildew resistance 12 months a year. Our in-house testing is one of the ways we can insure that your tent is made of the best canvas on the market.



## YOU MAY CHOOSE BETWEEN FOUR CANVASSES FOR YOUR TENT!

### **FLAME RETARDANT EXCEL 10.38 oz. Army Duck**

This treatment is flame retardant, water repellent, and mildew resistant with a shrinkage factor of approximately 7%. This means that it will shrink more than our Sunforger canvasses below. It is also a dip-method treatment, which results in a stiffer and heavier finished product. It costs more simply because it is from a different mill than Sunforger.

This canvas is very white and holds its color extremely well. The flame retardancy is just that, a RETARDANT! There's no such thing as a FLAMEPROOF tent. Please exercise caution with any canvas when near fires, wood stoves, etc. This canvas meets California Fire Marshal's Code CPAI-84; a standard by which some flame retardant treatments are measured. Check with your Attorney General's office for flame retardancy requirements on tents in your state.

**NOTE!** Flame retardancy will diminish within a few years. How long it will last on your tent will vary with use and exposure to the elements. See page 10 for more information.

**Colors!** This canvas is also available in Blue, Red, Green, Yellow, Black, Purple and Khaki! It's the material we use to make our colorful Medieval tents, and it's also available by the yard (Pg. 72). See inside front cover for an approximation of these colors.

### **SUNFORGER® 10.38 oz. Army Duck**

Sunforger® is a fantastic treatment that combines water repellency, marine finishing and boatshrunk application.

The result is a strong, but lightweight canvas that sheds water, resists mildew, mold, algae, and fungi, and has a smaller shrinkage factor.

Because it is a "Dry Application" finish, tents made of Sunforger are significantly lighter in weight than tents made of other canvasses.

### **FLAME RETARDANT SUNFORGER® 10.38 oz. Army Duck**

This canvas has the same properties as Sunforger®, but with a flame retardancy added. This canvas is lighter in weight than the EXCEL canvas, but just as strong. It is not a bright white like the other but it breathes better and has a smaller shrinkage factor. The flame retardancy is only a RETARDANT! There's no such thing as a FLAME-PROOF tent. Please exercise caution with any canvas when near fires, woodstoves, etc. This canvas meets California Fire Marshal's Code CPAI-84; a standard by which some flame retardant treatments are measured. You should check with your Attorney General's office for flame retardancy requirements on tents in your state.

**NOTE!** Flame retardancy will diminish within a few years. How long it will last on your tent will vary with use and exposure to the elements. See page 10 for more information.

### **FLAME RETARDANT SUNFORGER® 13 oz. Army Duck**


THE ULTIMATE! This extra heavy duty canvas is the same superior treatment as above, applied to an army duck that is 25% heavier! The result is a SUPER-CANVAS for extra harsh climates and a longer lasting tent.

On average, 13 oz. SUNFORGER has 30% more tare strength than the 10.38 oz. version. This is the toughest canvas on the market!

## THE SEAMS ON PANTHER TENTS ARE THE STRONGEST THAT YOU CAN FIND ANYWHERE!

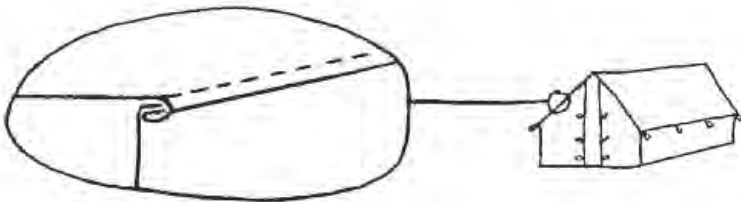
Anytime we join two pieces of canvas, they get two lines of lockstitching to hold them together. Roof areas of all wall tents, wedges, marquees, hunters, leantos and pavilions are done with the double stitched flat felled seam. This means two rows of lock-stitching through 4 layers of canvas each. (see below)

**THE DOUBLE STITCHED  
FLAT FELLED SEAM IS  
THE STRONGEST WAY TO  
JOIN TWO PIECES OF  
CANVAS.**



There is no such thing as a raw edge on any Panther tent. All edges are either hemmed or in a seam for extra strength and better appearance.

The end edges of our wall tents, wedge tents and lean-tos are lapped and tucked under and sewn with a single row of stitching.



## A SEAM SHOULDN'T DOUBLE AS READING MATERIAL!

Ours don't. We're talking about the brand along the selvage of Sunforger canvasses. With other manufacturers, you're likely to see it over and over on the inside of your tent. We run 10,000 yards of Sunforger at one time, and we do NOT let the mill put that branding on our material. Therefore all our seams are free of writing.

## NEEDLES AND THREAD

A round needle does not cut the canvas fibers like a triangular one does. We use only round needles to avoid this fabric damage and help the thread fill the needle hole more completely.

We use a #12 poly-core, cotton wrapped thread on our lodges. The cotton threads just aren't strong enough. The poly threads are strong but they can cut the canvas fibers, and poly thread won't swell to fill the needle holes, and leakage can result.

With a poly-core, cotton wrapped thread you get the best of both types. It is much stronger than ordinary cotton thread and it lasts longer. The cotton wrap swells to fill the needle holes thus preventing leakage!

*"Due to quality of materials used for re-enacting history I would recommend your products as well as the quality of your tents as far superior to anything on the market"*

D.S. - Omaha, NE



## **WE'VE MADE THE BEST PEG LOOPS EVEN BETTER!**

Our heavy duty rolled canvas peg loops have always been the toughest around, but now we've made them even tougher. We've added a piece of nylon webbing to the inside for more strength and tear resistance. The nylon is wrapped with a rolled canvas layer for an authentic appearance and a loop that doesn't wear out.

Panther tents come with plenty of these loops. We space them at about 24" intervals around the base of most of our tents. (They're a little farther apart on our marquee walls).

Our ties are 100% cotton webbing, which we place very liberally on all tents. Our policy is "better too many ties than too few" and they are spaced an average of 24" apart on most shelters.

Loops on the walls of Panther wall tents and on tent flies are 1" heavy duty cotton webbing with a test weight capacity of 130 lbs!

## **DELIVERY TIME**

The time it takes to make your tent varies with the time of year. There are times when we have shelters in stock. When they are not in stock you should allow 3-5 weeks, but during the Spring the wait is longer. Order early and give us plenty of advance notice if you have a special date that you need your tent. We always have to turn some orders away during the peak season, but that's only because we refuse to rush any order through at the cost of quality!

**LAYAWAY!** - You can put a tent on our layaway plan by making a payment once each month for up to 6 months! See "How To Order" in the back of the catalog for details.

## **CUSTOM ORDERS**

We often do custom work for folks who want something different. If you have something you want a quote on, **YOU MUST SEND IN A SKETCH** with measurements and we'll send you a price. Trying to explain something custom over the phone doesn't always work, so you'll have to send the drawing to take advantage of our guarantee! Custom orders require a 50% deposit.

We will send you a custom letter and a sketch for you to sign and return. No returns are allowed on any custom order that is made to your specifications.

If you'd like to try making your own shelter, we sell our fine canvasses, ties, and loop material by the yard. (See Page 72)

## **THE COLOR OPTION**

Red, Blue, Black, Green, Yellow, Khaki and Purple canvas is available for our Medieval customers. This canvas is the same type as the EXCEL canvas described at the top of page 7. When you order the color option, your tent **MUST** be made from this type of canvas. Sunforger canvasses are not available in colors. Color option tents are custom order, so we'll need a sketch of what you'd like your tent to look like, and a 50% deposit with your order.

You'll find pricing in a column beside each tent's price chart. The price is for either one solid color or alternating strips of canvas approx. 33" wide. The color option price is in addition to the price of the basic tent in the EXCEL canvas. (Please note that on rectangular marquees, alternating bands of color will not normally come out even, like on some other tent styles). If you want a customized color combination, we'll quote you a price based on the sketch that you send us.

## TERMINOLOGY

- SOD FLAP -** A 10" turn in at the bottom of your walls or curtain to help seal gaps on uneven ground. We recommend this for most tents.
- GROUND CLOTH -** A large floor for the interior of your tent. This keeps moisture from coming up through the ground inside your tent. When used with a sod flap, the ground cloth overlaps to completely seal out wind, moisture and insects. We offer these in regular and our SUPER GROUND CLOTH on page 59.
- STOVE HOLE -** An insert sewn into your tent that is heat resistant up to 1,000° Fahrenheit. Necessary for any wood stove usage. These come with an outside cover flap that ties open or closed. (See page 74 for a full description of our stove hole inserts) Specify the diameter of your stove pipe when ordering and send a sketch of where you'd like placement.  
**NOTE: STOVE HOLES ARE AVAILABLE ONLY ON TENTS MADE OF ONE OF OUR FLAME RETARDANT CANVASSES.**
- PEAK GROMMETS -** We put brass, rolled ring spur washer grommets on the ridge line of all marquees, wall tents, wedges, flys and any other tent that takes a ridge pole. These grommets enable your upright pins to stick out the top of your tent. The inside diameter of these grommets is 5/8 inch.
- SCALLOPS -** Sometimes called dagging, this is the ornamental edging along the edges of a tent. We offer you 8 styles and 16 colors of braid on page 14.
- FLAME RETARDANCY -** This is available on all our tents, in three different canvasses (See pg. 7). This makes the canvas RETARDANT to flame, meaning that it WILL burn as long as a flame is touching it. It will not, however, support its own flame, so when the source is removed, the canvas will extinguish itself. There is no such thing as a FLAME PROOF tent. Please exercise caution when near fires, wood stoves, etc. All three of our flame retardant canvasses meet the industry standard of CPAI-84. When you order a flame retardant tent from us we mark it on an identification tag so you have proof for the fire marshal. Flame retardancy treatments will diminish within a few years. How long it will last on your tent will vary, depending on usage and exposure to the elements.

## ANSWERS TO ALL YOUR TENT QUESTIONS!

They're just a phone call (1-800-487-2684) or an e-mail ([info@pantherprimitives.com](mailto:info@pantherprimitives.com)) away!

*"You would have to bake a cake and send it with the order to make your service any better."*

J.J. - Clinton, MS

## COMPLETE SET UP PACKAGES

Save yourself the time and trouble of making poles, rope sets, etc! Our packages come with all the poles, ropes and tent stakes needed to set up your new home. Rope is top grade 3/8" manila with wooden sliders for tension adjustment. You'll get enough of our iron stakes (see pg. 70) to set up your tent and a handy canvas carry bag for ropes & stakes.

We use our top grade kiln dried lumber (see below), and if a pole is over 8 feet long we automatically splice it for you and include our steel splicing sleeve. This way the package can be shipped via UPS. Marquee tents have both center uprights and any ridge pole longer than 8 feet spliced.

If you do not wish to splice your poles just let us know and we'll make them as one piece units.



## POLES FROM PANTHER

With your tent you will receive instructions on what size poles are needed and how to make them. Also included is information on stakes & ropes. If you decide to make your own poles, wait until you get your tent before you cut. This insures a custom fit!

However, if you choose our set up package (see above) your poles will be made for you of top grade kiln dried lumber. You'll find that they provide peace of mind on those stormy nights! These are unfinished and ready for you to paint if you choose.

**PERIMETER UPRIGHT POLES** are 1 1/2"x2" with an iron pin and a galvanized metal cap at the top to prevent splitting! Used for marquee perimeter poles or wedges and wall tents 7' tall and under.

6' LONG .....Cat. No. 1000-126-1.....Ship Wt. 5 lbs. ea.....\$22.00 ea.  
7' LONG .....Cat. No. 1000-127-1.....Ship Wt. 5 lbs. ea.....\$22.00 ea.

**UPRIGHT POLES** for marquees and large sizes of wall tents are a little bigger, 1 1/2"x2 1/2", and are sectioned for easier transport and reduced shipping if the pole is over 7 feet long. CALL FOR PRICES.

Also available, for extra tall center-pole style tents, are 2 1/2" x 2 1/2" poles. These are quite a bit more expensive than our standard center uprights, but nearly twice as strong. Give us a call for pricing.

**RIDGE POLES** are 1 1/2"x3 1/2" with a curved top edge and holes placed 2" in from each end to accept upright pins. Poles longer than 8 feet are sectioned for you. CALL FOR PRICES.

**RUBBER CONE WASHERS** - Flanged black rubber washers to fit over our perimeter pole pins and help seal grommet holes. Fit 3/8" diameter pins and 1/2" grommet holes. (DO NOT fit our center upright poles.) Cat. No. 2009-104-1.....\$ .10 ea.

**IRON PINS AND GALVANIZED CAPS** - For making your own upright poles.

Metal Cap - (Pole must be shaped to fit) Cat. No. 2009-100-1.....\$3.00 ea.

Iron Pin - 3/8" dia x 10" long.....Cat. No. 2009-105-1.....\$4.50 ea.

1/2" dia x 10" long.....Cat. No. 2009-107-1.....\$5.50 ea.



**STEEL SLEEVES** - These 16 gauge steel sleeves come in three sizes for splicing our ridge poles or center poles. These are already included if you're getting our set-up package and your pole(s) are longer than 8 feet. Ship Wt. 3 lbs. ea.

**RIDGE SLEEVE** - Has Rounded Top Edge.

(Approx. 1 1/2"x3 1/2"x16") Cat. No. 1725-001-2.....\$42.00

**UPRIGHT POLE SLEEVE** (Approx. 1 1/2"x2 1/2"x12") Cat. No. 1725-002-2.....\$40.00

**LG. UPRIGHT POLE SLEEVE** (Approx. 2 1/2"x2 1/2"x12") Cat. No. 1725-003-2.....\$45.00

## THE MARQUEE

Used as early as the Renaissance Period and still a popular design today, the marquee is appropriate for virtually all historical eras of re-enacting from Medieval through the American Fur Trade.

We use a ridge pole marquee for our store at historical events. We can tell you from personal experience that they can't be beat for dealer set-up. Today, more folks are using marquees for family camps. The high peak and walls make for the best head-room and useable space of any shelter.

The standard 6' wall height works well for most family camps, but if you're planning on using your marquee for a store (or if you're just a really tall person!) we recommend ordering the 7' walls.

Nobody has put more thought into the design of marquee tents than Panther Primitives. Through our years of personal use we've been able to make constant revisions and adjustments that add flexibility and convenience to your tent.

**NOBODY HAS PUT  
MORE THOUGHT  
INTO THE DESIGN OF  
MARQUEE TENTS  
THAN PANTHER!**



## THE SCALLOP GUARD

One of the ornamental additions to any marquee is the colorful scallop that runs the perimeter of the tent. However, one of the problems you run into is windy conditions blowing rain under the edge of these. To combat this nuisance we've added a strip of canvas approximately as wide as the scalloping edge along the inside. Your curtains hang up in between this strip and the scallop, thus sealing out the wind and rain.

## THE CURTAINS

One of the nicest features about the Panther marquee is the extra flexibility built in to the curtain design. A great deal of planning and practical application has gone into developing this concept so that you will be able to get the most for your tent dollar.

All of the other marquees we had seen had curtains that attached to a stationary "D-Ring" or tied to a sewn in tie. This method usually meant two things. First was that your curtains always had to stay in the same place. If your door overlap was on the corner of the tent, that's where it always had to be. Secondly, putting up and taking down the curtains was quite difficult and time consuming. This was especially true for the tie method where you must hold up the curtain and tie off each point at the same time.

We developed a method to eliminate both of these problems. The Panther marquee canopy comes with a 3/16" cotton rope strung tightly around the perimeter between the scallop and guard flap. Your curtains hang on this rope by small brass S-Hooks. Obviously the curtains go up and down much more quickly, and you can move the curtains around to position them anywhere you want. This means that your door can be at a corner, in the middle of one side, or anyplace in between, depending upon your wishes. You may substitute snap hooks for the brass S-Hooks for an additional charge of \$40.00.

**CALL US FOR YOUR MARQUEE QUESTIONS! 1-800-487-2684**

*"It's the best designed and constructed marquee tent I've ever used, or seen from other sources."*

J.A. - Hagerstown, MD

**Check Out Our Website! [www.pantherprimitives.com](http://www.pantherprimitives.com)**

Our curtains are made up of vertical wall panels for added strength, and each curtain overlaps 17" with ties inside and out. This systems gives you maximum protection from the weather.

All rectangular and square marquees come with four curtains, so you can have as many as four doors!

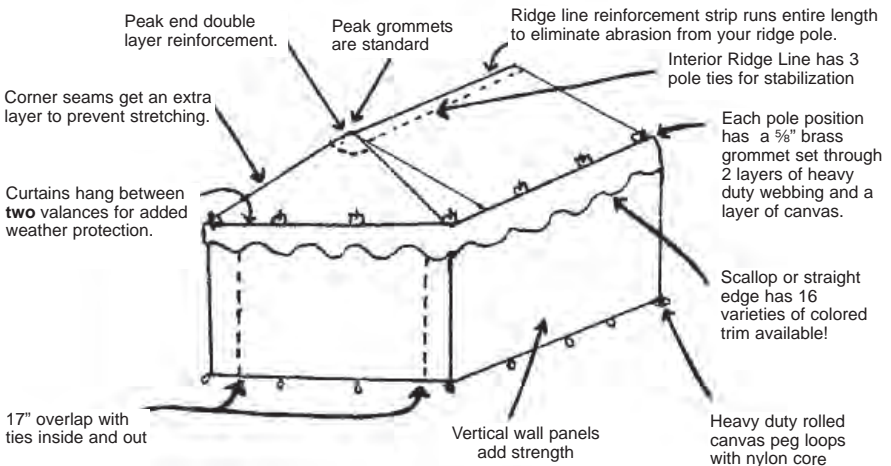
It is more work to make the extra curtains, rather than have one for the whole tent, but we've found that by having multiple curtains your flexibility of set-up is greater. A lot of times we'll drop more than one side to get a breeze, and in the rain we'll usually just drop one side curtain. On sunny days you may wish to use one of the curtains as a side canopy extending from the tent. We put brass grommets on two corners of the curtains so that you can do just that!

POLE TIES are available for \$30.00 extra, and attach midway up at each pole. Be aware that if you use pole ties, your curtains must always stay in the same position. In other words, you lose the flexibility of moving the doors around. The only exception to this rule is if you order the seam engineered style (Pg. 16).

**OUR UNIQUE CURTAIN DESIGN GIVES YOU MORE STRENGTH AND FLEXIBILITY**

— VERTICAL WALL PANELS —  
— QUICK AND EASY S-HOOK & ROPE SYSTEM —  
— MULTIPLE DOORS ARE STANDARD —

## **MARQUEE REINFORCEMENTS & FEATURES**



*"Everywhere I go people stop to look over our tent and are always impressed by the quality of design and workmanship. Thank you for a great product"*

J.R. - York, PA



## WHAT ABOUT SLANTED WALLS?

Slanted walls have grown in popularity over the last several years. One reason is that they increase your floor space significantly. Wooden chests, baskets and canvas bags full of camp gear can be stored next to the base of the wall without interfering with your original living area. They were used mostly in the 1700's and earlier.

The only drawback to the slant wall is that you can't move the curtains around as freely. The doorway must stay in the center of the walls, and cannot be placed at the corners. Our slant walls extend 16" to 20" out from the base of the tent on each side.

## THE SOD FLAP AND MARQUEES

One of the most beneficial options available on most tents is the 10" turn in flap at the base, called the sod flap. It especially comes in handy on wall tents, wedge tents and pyramid (hunters) tents.

Strangely enough it can actually be a 50/50 proposition on the marquee. Your perimeter poles will sit on top of the sod flap unless you have slant walls. The positive side to this is that your wall curtain is held in place more firmly. The negative side is that the pole can push the sod flap down into the mud and promote rotting in that spot! Therefore, you need an extra barrier UNDER the sod flap to protect it.


Please keep this information in mind when choosing options for a marquee.

## SCALLOPED EDGING

You may choose from among the eight designs below for your marquee scallops. We also do custom designs on request. Send a sketch for pricing.

Styles E and G are slightly extra, but all the other styles are included in the price of your tent.

- A) Standard Scallop
- B) George Washington
- C) Straight Edge
- D) Block Design
- E) Dragon's Tooth (Extra Cost)
- F) King Arthur
- G) Serpent Scales (Extra Cost)
- H) Chivalry



Not to make your decision any harder, but look at the choice of colors you have for your scallop braid! See the color chart on the inside front cover for an approximation of these colors!

- |           |               |               |        |
|-----------|---------------|---------------|--------|
| —Red      | —Yellow       | —Green        | —Coral |
| —Burgundy | —Sky Blue     | —Forest Green | —White |
| —Plum     | —Pacific Blue | —Terra Cotta  | —Black |
| —Concord  | —Dark Blue    | —Brown        | —Gray  |

**OUR COLORED BRAID IS ALSO AVAILABLE SEPARATELY!** 7/8" wide acrylic in the 16 colors above. Catalog No. 3015-000-2.....\$1.00/yd.



# CHOICES! CHOICES! CHOICES!

## WHICH CANVAS IS BEST FOR MARQUEES?

If you want colored canvas you must go with the Excel canvas. It is heavier and more stiff than Sunforger, but the only way you can get color in the main body or walls of your marquee.

For all other marquees we prefer one of the Sunforgers, especially for stores. Sunforger is lighter weight, but just as strong and it allows plenty of natural light to come through the canvas and illuminate the interior.

Of course, the 13 oz. Sunforger Flame retardant is the best on the market for ANY type of primitive tent. While it may be more than you'd need for occasional use, we highly recommend it for merchants.

For a full rundown on each type of canvas, see pg. 7.

**SPECIAL STOVE HOLE FLAP!** We've designed a special 3' wide piece of canvas with the stove hole sewn in 4 feet up for marquees. This eliminates the need for a stove hole in your marquee curtains and enables you to move your stove anywhere around the edge of your tent that you wish. It hangs in place just like the curtains. The cost for this special flap is \$140.00. It's available ONLY on flame retardant tents.

## ROOF VENTS

We can make these in virtually any size, depending on the size and style of your tent. A reinforced lattice-style opening is covered by an oversized flap. You control the flap from the ground with ropes. Think of it as a skylight that lets hot air escape from your tent!

## MARQUEE POLE REQUIREMENTS

Our Complete Set Up Packages (See pg. 11) provide you with all the poles you need to set up your tent. However, you'll also get complete instructions on how to make your own poles, just in case you want to go that route. Ridge poles can be made from 2x4's and the ridge support uprights can be 3x3's or cut off tipi poles. 2x2's can be used for the perimeter poles, or we can provide them (pg. 11). Never cut your poles until you have your tent to use as a guide. This insures a good custom fit.

If you go with our standard sized marquee (6' high walls) your perimeter poles will need to be 6' long and your ridge support uprights will be 10' long. (less the diameter of your ridge pole).

7' walls are available for your marquee for an extra charge. This option is especially popular for stores because it provides easier access to the inside of the store for customers. If you choose this option your perimeter poles will need to be 7' long and your two ridge uprights will be 11' long.

## MEDIEVAL COLOR OPTION

Many of our Medieval customers like to add color to their marquee. We offer Red, Blue, Black, Green, Yellow, Khaki and Purple in the "Excel" canvas. See page 9 for details!

*"I am extremely pleased with your service and the quality of work, and will happily show off my Panther marquee and all of its features to those who are interested in more 'serious' tents for the SCA."*

K.B. - Madison, TN

## **THE SEAM ENGINEERING OPTION; IT'S FREE!**

If you like, you can have us "Seam Engineer" your tent. This is also called "Skeletal Framework Design", and what it means is that your pole positions (grommets or loops) are placed at every seam instead of at measured intervals around the tent's perimeter. If you request this option, it is no additional charge.

Certain tents, like rounded or belled ones are made this way automatically by the very nature of their design, but you have a choice on certain sizes of tents that are square or rectangular.

### **WHICH TENTS CAN BE SEAM ENGINEERED?**

Any square or rectangular tent whose dimensions are divisible by 3 can be seam engineered. For example, a 9'x12' marquee can be seam engineered. The resulting tent would actually measure about 8'3"x11' (3 panels of canvas wide x 4 panels of canvas long minus an allowance for seams).

For your convenience, we've placed a \* on the price chart beside any tent for which seam engineering is available. Please note that by choosing this option you will end up with a tent that is smaller than the normal size on the chart (see below).

### **THE BENEFITS OF SEAM ENGINEERING**

All your roof seams will automatically line up with your wall seams, so your tent has a more symmetrical look.

Also, because your poles are closer together, and because they are all lined up with your seams you can get a more rigid set up on a large tent such as a marquee. All of your support poles are about 33" apart from each other on this style of tent and only full width panels of canvas are used.

### **THE DISADVANTAGES OF SEAM ENGINEERING**

Your tent will require more poles for set-up. For example, our standard 18'x24' marquee takes 20 perimeter poles, but if it is "seam engineered" it needs 30. More importantly, because each panel of canvas is only about 33" wide after allowing for seams, the actual size of our 18'x24' marquee becomes about 16'6"x22' (8 panels long x 6 panels wide). Because canvas lots vary in width, these dimensions will vary.

Here are the approximate dimensions of our marquees after they've been seam engineered.

9'x12' becomes about 8'3"x11'	15'x15' becomes about 13'9"x13'9"
9'x15' becomes about 8'3"x13'9"	15'x18' becomes about 13'9"x16'6"
12'x12' becomes about 11'x11'	15'x21' becomes about 13'9"x19'3"
12'x15' becomes about 11'x13'9"	18'x18' becomes about 16'6"x16'6"
12'x18' becomes about 11'x16'6"	18'x24' becomes about 16'6"x22'

CALL US to find out how many extra poles, ropes & stakes you'll need and how much cost they will add to your set-up package.

# RIDGE POLE MARQUEE PRICES

Rect. Marquee Size	10.38 oz. Excel with Flame Retardant	10.38 oz. Sunforger	10.38 oz. Sunforger With Flame Retardant	13 oz. Sunforger With Flame Retardant	10" Sod Flap	For Scallop Style E or G (See Pg. 14)	For Taller Walls 6" or 12" (See Below)	Length of Ridge Pole Required	# Of Perimeter Poles Needed	# Of 12' Ropes Needed	Set-Up Pkg. (Poles, Ropes, Stakes) For 6' Walls	Medieval Color Option (Pg. 9)
* 9'x12'	\$1170	\$ 905	\$1060	\$1170	\$ 42	\$ 63	\$ 70	6'	12	16	\$580	\$115
* 9'x15'	\$1290	\$ 990	\$1160	\$1285	\$ 48	\$ 72	\$ 70	9'	14	18	\$660	\$120
10'x10'	\$1225	\$ 955	\$1100	\$1215	\$ 40	\$ 60	\$ 70	4'	12	16	\$575	\$115
10'x12'	\$1295	\$1005	\$1170	\$1285	\$ 44	\$ 66	\$ 70	6'	12	16	\$580	\$120
10'x14'	\$1370	\$1060	\$1230	\$1360	\$ 48	\$ 72	\$ 80	8'	14	18	\$685	\$125
10'x16'	\$1425	\$1100	\$1285	\$1415	\$ 52	\$ 78	\$ 80	10'	14	18	\$676	\$130
* 12'x12'	\$1350	\$1045	\$1215	\$1345	\$ 48	\$ 72	\$ 80	6'	12	16	\$604	\$125
12'x14'	\$1415	\$1085	\$1265	\$1400	\$ 52	\$ 78	\$ 80	8'	14	18	\$685	\$130
* 12'x15'	\$1465	\$1120	\$1310	\$1450	\$ 54	\$ 81	\$ 80	9'	14	18	\$696	\$132
12'x16'	\$1510	\$1160	\$1355	\$1505	\$ 56	\$ 84	\$ 80	10'	14	18	\$700	\$135
* 12'x18'	\$1615	\$1230	\$1445	\$1605	\$ 60	\$ 90	\$ 90	12'	14	18	\$710	\$140
14'x16'	\$1665	\$1265	\$1490	\$1655	\$ 60	\$ 90	\$ 90	10'	16	20	\$756	\$140
14'x18'	\$1785	\$1365	\$1600	\$1775	\$ 64	\$ 96	\$ 90	12'	16	20	\$766	\$152
* 15'x15'	\$1730	\$1325	\$1555	\$1720	\$ 60	\$ 90	\$ 90	9'	16	20	\$750	\$150
* 15'x18'	\$1860	\$1415	\$1665	\$1850	\$ 66	\$ 99	\$100	12'	16	20	\$776	\$155
* 15'x21'	\$2000	\$1515	\$1785	\$1985	\$ 72	\$108	\$100	15'	20	24	\$906	\$163
16'x16'	\$1845	\$1410	\$1655	\$1835	\$ 64	\$ 96	\$100	10'	16	20	\$760	\$150
16'x18'	\$1905	\$1450	\$1700	\$1895	\$ 68	\$102	\$100	12'	16	20	\$771	\$157
16'x20'	\$2070	\$1565	\$1850	\$2055	\$ 72	\$108	\$100	14'	18	22	\$836	\$168
* 18'x18'	\$2095	\$1600	\$1875	\$2085	\$ 72	\$108	\$100	12'	16	20	\$774	\$168
18'x20'	\$2185	\$1665	\$1960	\$2175	\$ 76	\$114	\$100	14'	18	22	\$836	\$174
* 18'x24'	\$2510	\$1910	\$2245	\$2500	\$ 84	\$126	\$116	18'	20	24	\$944	\$184
20'x20'	\$2360	\$1790	\$2110	\$2345	\$ 80	\$120	\$116	14'	20	24	\$896	\$202
20'x24'	\$2630	\$1980	\$2340	\$2605	\$ 88	\$132	\$120	18'	22	26	\$999	\$218
20'x30'	\$3080	\$2320	\$2745	\$3055	\$100	\$150	\$130	18'	26	30	\$1140	\$239

\* Denotes a size that can be seam engineered. See page 16 for information.

## OPTIONS & ACCESSORIES FOR MARQUEES & TRADERS TENTS

**TALLER WALLS** - If you choose to raise your wall ht. 6" or 12" your peak ht. will be raised by the same amount and the set-up package will cost an extra \$40.00.

**GROUND CLOTHS** - 1.20 per Sq. Ft.    **MARQUEE FLYS** - Pgs. 22-23

**SUPER GROUND CLOTHS** - \$1.70 per Sq. Ft. See Pg. 59

**SEAM ENGINEERING** - Available on noted sizes (\*). See Pg. 16

**SET UP PACKAGES** - Include flanged rubber washers to fit over your 3/8" pins to help seal grommet holes from leakage. Packages for Seam Engineered will cost more.

**SLANT WALLS** - \$80.00 (see page 14).

**POLE TIES** - \$30.00 Midway up curtain at each pole location. (see page 13).

**ROOF VENTS** - 24"x48"....\$75    30"x60"....\$90    (See Pg. 15).

**STORM ROPES** - 3/8" manila for over-the-roof. Extra protection in a storm. \$10.00

**REGULAR STOVE INSERT** - \$75.00 Available only for flame retardant tents.

**SPECIAL STOVE FLAP CURTAIN** - \$140.00 (see page 15).

**PAINTING** - Decorative seam stripes for the roof of your tent. (See the photo on Pg. 19). We will do this for you in the color of your choice from our selection of acrylic canvas paint (see chart on inside front cover).

SIZE	RECTANGULAR MARQUEE	OVAL MARQUEE	TALL PITCH MARQUEE	CENTER POLE MARQUEE	TRADERS TENT
12' wide or less	Top \$165 Walls \$150	Top \$190 Walls \$155	N/A	Top \$165 Walls \$150	Top \$145 Walls \$150
13' - 15' wide	Top \$200 Walls \$185	Top \$220 Walls \$200	Top \$210 Walls \$185	Top \$200 Walls \$185	Top \$180 Walls \$185
16' - 18' wide	Top \$275 Walls \$250	Top \$300 Walls \$265	Top \$290 Walls \$250	Top \$275 Walls \$250	Top \$245 Walls \$250
19' - 20' wide	Top \$310 Walls \$275	Top \$330 Walls \$300	N/A	Top \$300 Walls \$275	N/A



A Panther 9'x18' Oval Marquee is used each year as the Headquarters Tent at the Eastern Primitive Rendezvous.

## OVAL MARQUEES

You see a lot of these sprouting up at historical events. They're not as space efficient as the rectangular marquee, (you sacrifice some square footage of the four corners), but the rounded ends make the tent very attractive. So, while you don't see too many of these used for stores they've become quite popular for family camps.

You get the same superior design and reinforcements as in our rectangular marquee, and you may choose between straight or slanted walls.

\* STANDARD PEAK HT. IS 10 FEET, EAVE HT. IS 6' FOR EASY ACCESS!

OVAL MARQUEE SIZE	10.38 oz. Excel w/Flame Retardant	10.38 oz. Sunforger	10.38 oz. Sunforger w/Flame Retardant	13 oz. Sunforger w/Flame Retardant	10" Sod Flap	For Scallop Style E or G (See Page 14)	For Taller Walls 6" or 12" (See Below)	Length of Ridge Pole Required	# Of Perimeter Poles Needed	Complete Set-Up Pkg. (For 6' Walls)	Medieval Color Option (Pg. 9)
9'x13'	\$1170	\$ 910	\$1055	\$1160	\$ 36	\$ 54	\$ 70	4'	14	\$ 620	\$ 110
9'x16'	\$1265	\$ 985	\$1140	\$1260	\$ 42	\$ 63	\$ 70	7'	16	\$ 695	\$ 118
* 9'x18'	\$1350	\$1040	\$1210	\$1335	\$ 46	\$ 69	\$ 70	9'	16	\$ 736	\$ 125
13'x18'	\$1430	\$1100	\$1285	\$1420	\$ 50	\$ 75	\$ 80	5'	18	\$ 755	\$ 134
* 13'x22'	\$1640	\$1250	\$1470	\$1630	\$ 58	\$ 87	\$ 90	9'	20	\$ 866	\$ 146
* 13'X25	\$1820	\$1400	\$1635	\$1810	\$ 64	\$ 96	\$ 90	12'	22	\$ 946	\$ 155
15'x20'	\$1780	\$1370	\$1595	\$1760	\$ 58	\$ 87	\$ 90	5'	20	\$ 815	\$ 147
* 15'x24'	\$1985	\$1520	\$1780	\$1975	\$ 66	\$ 99	\$100	9'	22	\$ 920	\$ 163
* 15'x27'	\$2175	\$1660	\$1950	\$2160	\$ 72	\$108	\$100	12'	24	\$1000	\$ 176
18'x26'	\$2350	\$1795	\$2105	\$2335	\$ 72	\$108	\$100	8'	26	\$1040	\$ 190
* 18'x30'	\$2630	\$1995	\$2350	\$2610	\$ 80	\$120	\$116	12'	28	\$1116	\$ 205

**TALLER WALLS** - If you choose to raise your wall height 6" or 12" your peak height will be raised by the same amount and the set-up package will cost an extra \$40.00.

**LOTS OF OPTIONS ARE AVAILABLE FOR THIS TENT. SEE PG 17!**

**TOLL FREE ORDERING - 1-800-487-2684**



## “CLASSIC PITCH” TALL MARQUEES

Many of the early marquees and pavilions had steeply pitched roofs, giving them a much higher ceiling.

One reason for this was that the water repellency of these early fabrics wasn't up to today's standards, and the steeper slope of the roof facilitated quicker run off of rain and snow.

The steeper slope also allowed the perimeter poles to be eliminated when needed and the eaves were supported with guy ropes only. Of course, this also meant that taller center poles and more set-up space were needed to erect the tent. We recommend sticking with the perimeter poles.

Modern fabric treatments, limited set-up space and a preference for shorter poles have led to today's marquee designs, with shorter peak heights.

However, because it makes such a beautiful tent and it's historically correct, we're proud to offer it as an alternative to the lower peaked tents that you see at today's events.



*Here's an end view of a 15'x18' Classic Pitch Marquee we used as our store.  
Painted stripes on seams are available, too! (See Page 17)*

RECT. SIZE	10.38 oz. Excel w/Flame Retardant	10.38 oz. Sunforger	10.38 oz. Sunforger w/Flame Retardant	13 oz. Sunforger w/Flame Retardant	10" Sod Flap	For Scallop Style E or G (See Page 14)	For Taller Walls 6" or 12" (See Below)	Length of Ridge Pole Required	Peak Height	Complete Set-Up Pkg.	Medieval Color Option (Pg. 9)
* 15'x18'	\$1985	\$1510	\$1780	\$1975	\$ 66	\$ 99	\$100	10'	12'	\$ 786	\$ 200
15'x20'	\$2120	\$1605	\$1895	\$2105	\$ 70	\$105	\$100	12'	12'	\$ 856	\$ 210
* 18'x18'	\$2190	\$1655	\$1960	\$2175	\$ 72	\$108	\$100	10'	13'	\$ 796	\$ 225
* 18'x24'	\$2650	\$2015	\$2365	\$2635	\$ 84	\$126	\$116	16'	13'	\$1037	\$ 250
OVAL SIZES											
13'x18'	\$1600	\$1235	\$1440	\$1590	\$ 50	\$ 75	\$ 80	5'	12'	\$ 780	\$ 176
* 15'x24'	\$2155	\$1655	\$1935	\$2145	\$ 66	\$ 99	\$100	9'	12'	\$ 956	\$ 230

**TALLER WALLS** - If you choose to raise your wall height 6" or 12" your peak height will be raised by the same amount and the set-up package will cost an extra \$40.00.

**OPTIONS!** - Lots of options are available, like seam painting, roof vents, stove inserts and more. See page 17 for prices.

## CENTER POLE MARQUEES



Our center pole design makes it simple for one person to erect this Marquee.  
The one pictured above is the 16' x 16' size.

If you are a merchant or camper who often goes to events alone, but you want the space of a marquee, our center pole design may be just what you've been looking for. The peak is supported by a single center pole instead of the standard three pole configuration. This means that you can set this up by yourself. No more asking for help raising the ridge pole!

We've designed the peaks on this tent to be taller. The result is a nicer looking roof line and super quick drainage during rain showers!

You get our unique curtain design and extra reinforcements (see pages 12-13) along with your choice of scallop designs and braid colors (Pg. 14).

SIZE	10.38 oz. Excel w/Flame Retardant	10.38 oz. Sunforger	10.38 oz. Sunforger w/Flame Retardant	13 oz. Sunforger w/Flame Retardant	10" Sod Flap	For Scallop Style E or G (See Page 14)	For Taller Walls 6" or 12" (See Below)	Height Of Center Pole	# of Perimeter Poles Needed	Complete Set-Up Pkg. for 6' Walls	Medieval Color Option (Pg. 9)
10'x10'	\$1200	\$ 935	\$1080	\$1195	\$ 40	\$ 60	\$70	10'	12	\$ 458	\$ 132
12'x12'	\$1310	\$1010	\$1180	\$1300	\$ 48	\$ 72	\$80	10'	12	\$ 463	\$ 139
14'x14'	\$1520	\$1165	\$1365	\$1510	\$ 56	\$ 84	\$80	11'	16	\$ 598	\$ 165
* 15'x15'	\$1735	\$1320	\$1550	\$1725	\$ 60	\$ 90	\$90	11'6"	16	\$ 598	\$ 168
16'x16'	\$1810	\$1375	\$1620	\$1800	\$ 64	\$ 96	\$90	12'8"	16	* \$ 722	\$ 173
* 18'x18'	\$2035	\$1540	\$1815	\$2020	\$ 72	\$108	\$100	13'	16	* \$ 722	\$ 190
20'x20'	\$2320	\$1750	\$2070	\$2300	\$ 80	\$120	\$116	13'	20	* \$ 827	\$ 217

\*These sizes have a 2½" x 2½" center pole. All others use 1½" x 2½" size.

**TALLER WALLS** - If you choose to raise your wall height 6" or 12", it will increase the height of your center pole by the same amount and your Set-Up Package will cost an extra \$40.

**OPTIONS!** - Lots of options are available for this tent! See page 17 for pricing on roof vents, stove inserts, ground cloths and more.

**OUR FLAT (SUN PORCH) FLY GOES WELL WITH THIS TENT!** (See pg. 23)

**TOLL FREE ORDERING 1-800-487-2684**





## THE TRADER'S TENT



This is a cross between a marquee and a wall tent. The ends of the roof are straight like a wall tent but the 6' walls are detachable and move-able like our marquee tents. The peak is 10' on this tent. The flat end means that it is MUCH EASIER to have a fly coming off the end of your tent than with a marquee. You'll also have fewer perimeter poles to carry because you'll only need them on the sides, and not on the ends. The tradeoff is a longer ridge pole.

This design is authentic to at least the 1700's and probably much earlier. The wall tent and the marquee are among the oldest types of tents around, and there were countless variations of each style.

Our standard Trader's Tent comes with a straight edge and no braid on the valance. If you'd like scalloping instead there is an extra charge. See page 14 for 8 scallop designs and 16 braid colors to choose from! See below for pricing.

Constructed with the same reinforcements and design features as our marquee.

SIZE WxL	10.38 oz. Excel w/Flame Retardant	10.38 oz. Sunforger	10.38 oz. Sunforger w/Flame Retardant	13 oz. Sunforger w/Flame Retardant	10" Sod Flap	# of Perimeter Poles Needed	For Taller Walls 6" or 12" (See Below)	Complete Set-Up Pkg. (Poles, Ropes, Stakes)	Medieval Color Option (Pg. 9)
10x10	\$1155	\$ 895	\$1045	\$1150	\$ 40	8	\$70	\$ 540	\$ 105
10x12	\$1225	\$ 940	\$1100	\$1220	\$ 44	8	\$70	\$ 550	\$ 110
12x14	\$1350	\$1025	\$1210	\$1340	\$ 52	10	\$80	\$ 620	\$ 120
12x16	\$1470	\$1115	\$1315	\$1460	\$ 56	10	\$80	\$ 727	\$ 125
14x18	\$1755	\$1325	\$1560	\$1740	\$ 64	10	\$90	\$ 670	\$ 142
14x20	\$1870	\$1410	\$1670	\$1860	\$ 68	12	\$100	\$ 815	\$ 147
16x20	\$1925	\$1460	\$1720	\$1915	\$ 72	12	\$100	\$ 815	\$ 158
12' Fly for 10' wide	\$ 288	\$ 210	\$ 254	\$ 285	n/a	8	n/a	\$ 466	\$46
12' Fly for 12' wide	\$ 330	\$ 240	\$ 290	\$ 326	n/a	8	n/a	\$ 466	\$52
12' Fly for 14' wide	\$ 364	\$ 264	\$ 318	\$ 360	n/a	8	n/a	\$ 466	\$60
12' Fly for 16' wide	\$ 400	\$ 292	\$ 352	\$ 400	n/a	8	n/a	\$ 466	\$70

### **SUBSTITUTE SCALLOPS FOR STRAIGHT EDGING!!!**

Styles A,B,C,D,F,H .50¢ per foot. Styles E or G \$2.00 per foot.

**TALLER WALLS** - If you choose to raise your wall height 6" or 12", it will increase the height of your center pole by the same amount and your Set-Up Package will cost an extra \$40.

### **OTHER TRADER'S TENT OPTIONS**

See page 17 for pricing on roof vents, pole ties, ground cloths and many other options!

## MARQUEE FLYS

The very shape of the marquee presents unique challenges for attaching a fly. It seems that there is no perfect solution, but we've developed a couple of different styles and listed the pros and cons of each one for you.

### SIDE MOUNT RIDGE FLY

For rectangular or oval marquees, this fly attaches at the ridge line of your tent. It covers one entire side and extends approx. 8' to 12' past the eaves (depending on the size of your tent). You'll need 2 to 5 perimeter poles to support the wider, flared out end. The tricky part is the set up. You must align the fly grommets with those on



the tent ridge line and spear them with the center upright pins. Then you'll need screw on finials (use threaded rod for upright pins) and/or guy ropes to keep everything in place while raising the tent and using the fly. Fewer perimeter poles makes this fly an attractive alternative.

It is important to use guy ropes on the

opposite side of the marquee (from the peak to the ground) to counter the pulling action of the fly.



To Fit A Marquee With a Ridge Length of...	Fly Flares Out to Approx. Width of ...	# of Perimeter Poles Needed	10.38 oz. Excel with Flame Retardant	10.38 oz. Sunforger	10.38 oz. Sunforger with Flame Retardant	13 oz. Sunforger with Flame Retardant	To Add Scallops Along The Front Edge Only		SET-UP PKG. (Perimeter Poles, Stakes, Counter Guy Ropes)	Medieval Color Option (Pg. 9)
							Styles A,B,C,D F or H	Styles E or G		
4'	10'	2	\$227	\$180	\$206	\$230	\$20	\$35	\$105	\$ 38
5'	11'	2	\$283	\$213	\$253	\$280	\$22	\$39	\$105	\$ 41
6'	12'	2	\$288	\$216	\$257	\$285	\$24	\$42	\$105	\$ 41
7'	13'	2	\$297	\$228	\$267	\$295	\$26	\$46	\$105	\$ 50
8'	14'	3	\$352	\$262	\$312	\$350	\$28	\$49	\$139	\$ 53
9'	15'	3	\$362	\$269	\$320	\$360	\$30	\$53	\$139	\$ 55
10'	16'	3	\$416	\$306	\$366	\$412	\$32	\$56	\$139	\$ 58
12'	18'	4	\$473	\$350	\$420	\$470	\$36	\$63	\$168	\$ 62
14'	20'	4	\$538	\$390	\$473	\$535	\$40	\$70	\$168	\$ 65
15'	21'	4	\$553	\$406	\$488	\$550	\$42	\$74	\$168	\$ 72
18'	24'	5	\$724	\$520	\$634	\$718	\$48	\$84	\$168	\$ 87

**Visit our Website at [www.pantherprimitives.com](http://www.pantherprimitives.com) for special sales and clearance items!**

# MARQUEE FLYS

## FLAT (SUN PORCH) FLY

For use with rectangular, center pole, or traders tents, this marquee fly is the easiest to set up. We match up the grommets with those on the long side of your tent, and you add perimeter poles along the other three sides. This comes out 10' from your tent. (Call for pricing on other sizes). Unlike the other two flies, you will get water runoff at the gap between the fly and the



tent, and you'll need to lower the front edge of the fly to drain water during a rain shower.

To Fit A Marquee With a Long Side of...	# of Perimeter Poles Recommended	10.38 oz. Excel with Flame Retardant	10.38 oz. Sunforger	10.38 oz. Sunforger with Flame Retardant	13 oz. Sunforger with Flame Retardant	To Add Scallops on 3		SET-UP PKG. (Poles, Ropes, Stakes)	Medieval Color Option (Pg. 9)
						Styles A,B,C, D,F, or H	Styles E or G		
10'	6	\$204	\$157	\$186	\$204	\$ 60	\$105	\$187	\$ 38
12'	6	\$242	\$184	\$216	\$240	\$ 64	\$112	\$187	\$ 39
14'	7	\$275	\$205	\$244	\$272	\$ 68	\$119	\$215	\$ 41
15'	7	\$294	\$220	\$262	\$290	\$ 70	\$123	\$215	\$ 45
16'	7	\$315	\$234	\$278	\$312	\$ 72	\$126	\$215	\$ 47
18'	7	\$337	\$248	\$297	\$334	\$ 76	\$133	\$215	\$ 50
20'	8	\$376	\$276	\$330	\$372	\$ 80	\$140	\$245	\$ 53
21'	9	\$387	\$283	\$342	\$382	\$ 82	\$144	\$270	\$ 55
24'	9	\$438	\$320	\$384	\$432	\$ 88	\$154	\$270	\$ 60
30'	9	\$538	\$392	\$474	\$534	\$100	\$175	\$270	\$ 72

**TOLL FREE ORDERING 1-800-487-2684**

*"Your workmanship is exceptional, quality exceptional, employees exceptional! I learned a few years ago for quality call Panther Primitives first. You won't need to call any other company!"*

C.G. - Roan Mountain, TN

# **MEDIEVAL TENTS**

## **THE SPOKE WHEEL CONCEPT**

Nobody can say with absolute certainty just exactly how the original Medieval pavilions were erected. Many people, citing period artwork, believe they did not use side poles. Some believe that the early pavilions didn't rely solely on guy ropes to hold out the eaves. There are depictions of pavilions, still holding their full shape, with no ropes attached and just a center pole visible.

How is this possible? The most logical answer is either a suspended wheel or spokes to support the eaves. We've experimented with both and concluded that the spoke wheel design is the better alternative.

With this design, your spokes serve as rafters for easy storage of lightweight items.



### **Set up is as easy as 1-2-3!**

- 1 - Stake the bottom of the walls
- 2 - Raise the center pole into place
- 3 - Insert the spokes into the hub

THAT'S IT!

Ropes are added to the exterior eave loops for insurance against high winds.

### **SPOKE WHEEL VS. PERIMETER POLES**

The obvious advantage of the spoke wheel design is the ease of transport. A bundle of spokes takes up far less room than several perimeter poles, and one person can erect the spoke wheel in about half the time it takes for a perimeter pole style. Also, the absence of the poles means more unobstructed floor space, and the spokes are perfect for supporting partition curtains.

On the other hand, the use of perimeter poles gives you more places to hang things. By using our pole hooks (Pg. 71) on each pole, you can hang clothing, bags, etc. The spoke wheel can handle very light-weight items, but you should not hang or store anything very heavy on the spokes.

Our spoke wheel pavilion design features a heavy duty laminated wooden hub and smooth sanded round poplar spokes. Double layered canvas pockets secure the other end of each spoke, and the peak of the tent has our usual superior reinforcing. The eave has an extra layer of reinforcing that runs the entire perimeter of the roofline.

## MEDIEVAL TENTS

(See pages 12-23 for our Marquee Tents with color option!)

### THE CAROUSEL PAVILION



A beautiful round pavilion with two doorways for better ventilation. The Carousel comes complete with a sleeved center pole, hub, spokes, stakes and wind ropes.

We make this with detachable walls that attach to the top with snaps and D-Rings. This makes it much easier to set up.

Shape fitted floors are also available. We make them out of Sunforger canvas for minimum shrinkage, and they serve as a rough pattern for where to drive your stakes for set-up. These are also available in our "Super Ground Cloth" design (Pg. 59).

Painted roof and wall seams are available in any of the acrylic paint colors shown on the inside front cover.

Size	10.38 oz. Excel with Flame Retardant	10.38 oz. Sunforger	10.38 oz. Sunforger with Flame Retardant	13 oz. Sunforger with Flame Retardant	10" Sod Flap	For Scallop E or G (Pg. 14)	Medieval Color Option (Pg. 9)	Painted Seams, Roof & Walls	Shape Fitted Sunforger Floor
8' Dia. Eave, 12' Base, 11'6" Peak, 6'6" Walls	\$1,590	\$1,330	\$1,475	\$1,585	\$45	\$38	\$ 98	\$315	Reg. \$189 Super \$262
10' Dia. Eave, 14' Base, 13' Peak, 7' Walls	\$1,885	\$1,600	\$1,760	\$1,880	\$50	\$46	\$117	\$390	Reg. \$256 Super \$354
12' Dia. Eave, 16' Base, 14' Peak, 7' Walls	\$2,320	\$1,945	\$2,155	\$2,310	\$58	\$55	\$145	\$530	Reg. \$335 Super \$463
14' Dia. Eave, 18' Base, 14' Peak, 7' Walls	\$2,640	\$2,255	\$2,470	\$2,630	\$67	\$66	\$185	\$565	Reg. \$424 Super \$588

### THE ROUND MARQUEE

If you'd like a Carousel Pavilion designed for use with perimeter poles instead of the spoke wheel design, we can make it for you for the prices below. This is basically a round marquee with reinforced brass grommets at the pole positions. Slanted walls are standard, and all options (sod flap, color, floors, etc.) are the same price as for the Carousel Pavilion shown above. Walls are made as a separate two curtain detachable piece with snaps and D-Rings. Poles, ropes and stakes are sold separately for this pavilion (Set Up Pkg).

SIZE	# of Perimeter Poles	10.38 oz. Excel with Flame Retardant	10.38 oz. Sunforger	10.38 oz. Sunforger with Flame Retardant	13 oz. Sunforger with Flame Retardant	SET-UP PKG. Center Pole, Perimeter Poles, Ropes & Stakes
8' Dia. Eave, 12' Base 11'6" Peak, 6'6" Walls	16	\$1,180	\$905	\$1,060	\$1,175	\$548 wl 1 1/2" x 2 1/2" Center Pole
10' Dia. Eave, 14' Base 13' Peak, 7' Walls	16	\$1,310	\$1,000	\$1,175	\$1,300	\$673 wl 2 1/2" x 2 1/2" Center Pole
12' Dia. Eave, 16' Base 14' Peak, 7' Walls	20	\$1,638	\$1,225	\$1,456	\$1,630	\$800 wl 2 1/2" x 2 1/2" Center Pole
14' Dia. Eave, 18' Base 14' Peak, 7' Walls	20	\$1,788	\$1,345	\$1,595	\$1,775	\$800 wl 2 1/2" x 2 1/2" Center Pole



# MEDIEVAL TENTS

(See pages 12-23 for our Marquee Tents with color option!)

## THE IMPERIAL PAVILION

The perfect home when our Carousel Pavilion just isn't quite big enough. It is basically two half spoke wheels connected by a middle section to form an oval living space. No perimeter poles are needed.



The Imperial is made with four detachable curtains, which are held in place by snaps and D-Rings. We install two archway door openings, opposite each other for ventilation. Each opening comes with a removable door flap that can be tied securely closed from inside or out.

The walls are 6'6" tall, and they slant out two feet, to provide an extra 4 feet to the width and length of the tent base. (The 8x16 size is 12x20 at the base.)

This beautiful pavilion comes complete with two sleeved center upright poles, hubs, spokes, stakes and wind ropes. We have added an 8' ridge pole to this tent for improved stability and easier set up. We also offer a shape fitted three piece floor made of Sunforger canvas or our Super Ground Cloth option (Pg. 59). These serve as a rough pattern for where to drive your stakes for set up.

**OPTIONAL CANOPY FLY -** 8' wide x 8' deep, this attaches to the tent under the scalloped edging, over either of your doorways. The front is supported by three 6' poles with guy ropes (sold separately).

Size at Eaves (Walls are 6'6" Tall)	10.38 oz. Excel with Flame Retardant	10.38 oz. Sunforger	10.38 oz. Sunforger with Flame Retardant	13 oz. Sunforger with Flame Retardant	10" Sod Flap	Scalloped Edging	For Scalloped E or G (Pg. 14)	Color Option (Pg. 9)	Shape Fitted Sunforger Floor
8' W x 16' L 8'6" Peak	\$2,045	\$1,745	\$1,915	\$2,030	\$60	Included	\$62	\$140	Reg. \$314 Super \$436
10' W x 18' L 9'6" Peak	\$2,830	\$2,405	\$2,645	\$2,825	\$68	Included	\$72	\$160	Reg. \$405 Super \$562
12' W x 20' L 10'6" Peak	\$3,310	\$2,810	\$3,085	\$3,300	\$76	Included	\$80	\$195	Reg. \$505 Super \$698
8' x 8' Canopy Fly	\$152	\$120	\$136	\$150	N/A	\$48 (3 Sides)	\$86 (3 Sides)	\$20	N/A

**COMPLETE SET-UP PKG. FOR CANOPY FLY (Poles, Ropes & Stakes).....\$98.00**



## MEDIEVAL TENTS

(See pages 12-23 for our Marquee Tents with color option!)

### THE HENRY VIII PAVILION

The 400 pavilions erected at a 1520 meeting between Henry VIII and Francis I were so ornate that they were dubbed the Eighth Wonder of the World. Our Henry VIII Pavilion is taken from artists' recordings of this summit, known as the Field of the Cloth of Gold.

Two complete "Carousel" spoke wheel pavilions, connected by a hallway, create the most beautiful pavilion anywhere! Archway door openings with removable door flaps grace opposite sides of the hallway for your main entrances. We've also installed an extra overflap-facing style door in the rear of each round end for more private access.



### UNMATCHED FLEXIBILITY!

The walls are detachable, and we've designed the two round ends so that they can be used as independent "Carousel" pavilions when desired. When combined as shown above, each of the rounds has the ability to be closed off from the rest of the pavilion for privacy.

The Henry VIII Pavilion comes with two sleeved center poles, hubs, spokes, an extended sleeved ridge pole, stakes and wind ropes.

SIZE	Diameter of Round Ends	Base Length (overall)	Peak Height	Wall Height	10.38 oz. Excel with Flame Retardant	10.38 oz. Sunforger	10.38 oz. Sunforger with Flame Retardant	13 oz. Sunforger with Flame Retardant	10" Sod Flap	For Scallop Styles E or G (See pg. 14)	Color Option (Pg. 9)
SMALL	8' at eave 12' at base	24'6"	11'6"	6'6"	\$3,748	\$3,160	\$3,490	\$3,740	\$110	\$100	\$270
MEDIUM	10' at eave 14' at base	30'	13'	7'	\$4,765	\$4,040	\$4,445	\$4,745	\$130	\$124	\$350
LARGE	12' at eave 16' at base	35'	14'	7'	\$6,125	\$5,180	\$5,702	\$6,095	\$145	\$146	\$425

## MEDIEVAL TENTS

(See pages 12-23 for our Marquee Tents with color option!)

# THE REGENT PAVILION

Only 5 poles,  
8 ropes and  
some tent stakes  
are needed to  
set up the  
Regent!



A very popular style throughout the ages, the Regent is fabulous for an average sized family with gear. It sets up with one center pole and four corner poles. Walls are 6' high on our standard Regent. 7' walls are available (see below). This will raise the peak by 12".

The roof portion is square while the base of the slanted walls is an octagon. This gives you LOTS OF ROOM without having to cart around all those poles!

The Regent is a one piece tent, made with two doorways to give you plenty of ventilation on hot days! Above each door we sew a flap so that you can add a canopy fly on either, or both sides of your tent. These flaps are standard on all Regent Pavilions and they have D-Rings sewn underneath for attaching the fly. If you order the fly it will drastically increase your outside socializing area. We make these the same width as the eave of your tent and they extend 12' forward. The flies attach above your doorway with snaps and D-rings and two matching grommets to go over your tent's corner pole pins. The front edge of the fly uses two 6' upright poles, and a central prop pole provides slope for rain. All three of these poles, as well as ropes and stakes are included in the Set-Up Package for the canopy fly.

Our shape fitted floors are available in Sunforger canvas for minimum shrinkage. We also offer them in our "Super Ground Cloth" design (Pg.59)

### REGENT PRICING WITH STANDARD 6' HIGH WALLS

SIZE	10.38 oz. Excel with Flame Retardant	10.38 oz. Sunforger	10.38 oz. Sunforger with Flame Retardant	13 oz. Sunforger with Flame Retardant	10" Sod Flap	Perimeter Scallop Styles A,B,C,D or F (Pg. 14)	Perimeter Scallop Styles E or G (Pg. 14)	SET-UP PKG.	Medieval Color Option (Pg. 9)	Shape Fitted Sunforger Floor
12'x12 Base 8x8 Eaves 10' Peak	\$1,015	\$788	\$916	\$1,010	\$48	Included	Add \$54	\$192	\$96	Reg \$188 Super \$262
16'x16' Base 10x10 Eaves 11' Peak	\$1,288	\$999	\$1,165	1,276	\$64	Included	Add \$60	\$213	\$125	Reg \$335 Super \$470
Canopy Fly for 12x12 tent	\$229	\$166	\$200	\$227	N/A	(3 sides) \$64	(3 sides) \$96	\$103	\$29	N/A
Canopy Fly for 16x16 tent	\$270	\$197	\$238	\$268	N/A	(3 sides) \$68	(3 sides) \$102	\$103	\$35	N/A

FOR 7' WALLS - Add \$80.00 for the 12'x12' Regent. Add \$100.00 for the 16'x16' Regent. This will raise your peak height by 12" and the Set Up Pkg. will cost an extra \$40.00. It will also increase the cost of the Set Up Pkg for the Canopy Fly by \$40.00

## MEDIEVAL TENTS

(See pages 12-23 for our Marquee Tents with color option!)



### THE ANGLO-SAXON GETELD

An early ancestor of today's wedge tent! The Geteld is of North European origin. It is illustrated in many early manuscripts, including the Utrecht Psalter (820 A.D.), where the doors are shown to have ties for closure.

Our Getelds, like the early illustrations, are made with a longer base than ridge line and finished off with a tapered door at each end. The ridge pole is situated in a specially designed sleeve above the peak and it extends 6" beyond each end of the tent's ridge line.

Height of Interior Peak	SIZE Width x Base Length	Length of Ridge Line	10.38 oz. Excel w/Flame Retardant	10.38 oz. Sunforger	10.38 oz. Sunforger w/Flame Retardant	13 oz. Sunforger w/Flame Retardant	10" Sod Flap	SET-UP PKG. Poles & Stakes	Medieval Color Option (See Pg. 9)	3-Piece Shape Fitted Sunforger Floor
6'	6'x10'	4'	\$499	\$382	\$448	\$498	\$32	\$126	\$56	Reg \$78 Super \$118
7'	7'x12'	5'	\$562	\$437	\$505	\$562	\$35	\$126	\$59	Reg \$111 Super \$153
8'	8'x14'	6'	\$756	\$572	\$675	\$750	\$40	\$222	\$69	Reg \$148 Super \$207
9'	10'x18'	8'	\$1,000	\$743	\$886	\$994	\$50	\$320	\$80	Reg \$235 Super \$327
10'	10'x20'	10'	\$1,138	\$845	\$1,010	\$1,130	\$54	\$322	\$90	Reg \$262 Super \$365

**CUSTOM OPTIONS** - Move your doors to one side (where the tapered end meets the body of the tent). This enables you to raise one side of the tent as a canopy fly. (Extra poles and ropes required). This option costs \$60.00.

### THE TROJAN HORSE

We've made plenty of canvas covers to fit carport frames and other modern break-down canopy frames.

There are a wide variety of frame sizes available at your local mass merchandiser.

For a good starting point, here are prices on one of the more common sizes, 10'8" wide x 20' long with four detachable walls 6'8" tall and straight edging on the eaves.

(FRAME IS NOT INCLUDED)



10.38 oz. Sunforger	10.38 oz. Sunforger with Flame Retardant	13 oz. Sunforger with Flame Retardant	Scalloped Edging (Page 14)	For Scalloped Styles E or G (Page 14)	10" Sod Flap
\$1,305	\$1,520	\$1,680	\$31	add \$124	\$62

If you have a modern frame that you'd like disguised as a Medieval style tent, send us the dimensions and a sketch of what you have and we'll get back to you with a price. Most frames have straight gable roofs, not curved like the one pictured above. You will need to let us know the shape of the gable end on your frame in order for us to quote you a price.

## MEDIEVAL TENTS



### ROMAN WALL TENTS

The originals were made of leather. We make ours out of canvas and reinforce them exactly the same as our standard wall tents on page 38. Set up packages include 2 uprights, 1 ridge pole, side wall guy ropes and stakes. Khaki colored canvas looks great for this tent!

STYLE	SIZE	Peak Ht.	Wall Ht.	10.38 oz. Excel w/Flame Retardant	10.38 oz. Sunforger	10.38 oz. Sunforger w/Flame Ret.	13 oz. Sunforger w/Flame Ret.	10" Sod Flap	SET-UP PKG.	Color Option (Pg. 9)
Papilio	9'W x 9'L	6'4"	24"	\$ 612	\$ 460	\$ 545	\$ 608	\$36	\$246	\$ 55
Centurion	20'W x 20'L	11'	5'	\$1,975	\$1,482	\$1,760	\$1,960	\$80	\$724	\$130

## MEDIEVAL WEDGES

Among the earliest of tents, these came in predominantly large sizes with open ends at the peaks and overlapping doors at both ends. For fun, we offer the original size, taken from the tent frame found in a Viking ship (14'7" W x 17'3" L x 11'5" H)

Of course all sizes are heavily reinforced for maximum strength.



## THE VIKING TENT

This wedge was supported entirely by a free-standing framework of poles (not included). The base is held by a pole that runs lengthwise down each side. The ridge pole is supported by cross poles at each end. (These were usually carved ornately on the tops). We sew a sleeve large enough for a 2"x4" along the base, down each long side of your tent. The entire tent, frame and all can be moved around without dismantling.

Panther supplies you with the measurements and instructions for making your frame.

## THE NORMAN SAXON TENT

Very similar to the Viking tent except it sets up with a ridge pole and uprights. Therefore, we sew rolled canvas peg loops on the base instead of the 2"x4" sleeve, and you'll need tent stakes to set it up.

**NOTE: PRICES BELOW ARE FOR NORMAN SAXON TENTS. ADD \$30.00 FOR VIKING STYLE**

SIZES W X L X HT	10.38 oz. Excel with Flame Retardant	10.38 oz. Sunforger	10.38 oz. Sunforger with Flame Retardant	13 oz. Sunforger with Flame Retardant	10" Sod Flap	Set Up Package Norman Saxon Only	Medieval Color Option (Pg. 9)
14'7" X 17'3" X 11'5"	\$1,186	\$890	\$1,056	\$1,178	\$64	\$470	\$80
14' X 20' X 10'	\$1,218	\$914	\$1,085	\$1,210	\$68	\$505	\$84
12' X 16' X 9'	\$928	\$686	\$818	\$918	\$56	\$410	\$73
10' X 14' X 8'	\$708	\$535	\$630	\$702	\$48	\$284	\$58
10' X 10' X 7'	\$580	\$440	\$520	\$580	\$40	\$188	\$50
7' X 8' X 7'	\$454	\$346	\$405	\$450	\$30	\$170	\$45

\* See page 42 for our selection of tent flies! More Wedges on Pg. 35!

SEE PAGE 59 FOR OUR GROUND CLOTHS AND SUPER GROUND CLOTHS!

## MEDIEVAL TENTS

(See pages 12-23 for our Marquee Tents with color option!)

### THE DOUBLE BELLED WEDGE

This is an extremely old design. We offer it in two sizes; 12' wide x 16' long (4' Ridge) and 12' wide x 20' long (8' Ridge).

Our set up package for this tent consists of 2 uprights, a ridge pole and stakes.

These are 8' tall and come standard with two doors, for ventilation and flexibility of laying out your floor plan. Scalloped edging along the ridge line on both sides is standard. Please specify your scallop and braid choice.

A canopy fly is available to come off one side and give you a shade/rain protector. It extends 16 feet from the peak of your tent (10' from the base of your door way). Set Up Pkg. for the fly includes six 7' tall perimeter poles, and ropes and stakes.



SIZE	10.38 oz. Excel with Flame Retardant	10.38 oz. Sunforger	10.38 oz. Sunforger with Flame Retardant	13 oz. Sunforger with Flame Retardant	10" Sod Flap	Perimeter Scallop For Fly	For Scallop Styles E or G (Pg. 14)	SET-UP PKG.	Medieval Color Option (Pg. 9)	3 Piece Shape Fitted Sunforger Floor
12'x16'	\$748	\$584	\$675	\$745	\$65	N/A	Add \$12	\$198	\$69	Reg \$250 Super \$354
12'x20'	\$968	\$754	\$875	\$962	\$70	N/A	Add \$24	\$258	\$82	Reg \$314 Super \$436
Canopy Fly for 12'x16'	\$272	\$195	\$238	\$270	N/A	\$ 96 (3 sides)	\$144	w/6 poles \$170	\$35	N/A
Canopy Fly for 12'x20'	\$352	\$254	\$314	\$352	N/A	\$104 (3 sides)	\$156	w/6 poles \$170	\$40	N/A



### THE PERSONAL PAVILION

The perfect size for your necessary room, camp shower, or for single occupancy.

The personal pavilion sets up using only one pole and eight ropes & stakes. It measures a compact 5' in diameter at the eaves, 7' in diameter at the base and has 5' high walls with a peak of 8'6".

We make this pavilion all in one piece for ease of set up, and the overlapping door closures provide you with privacy!

THE PERSONAL PAVILION	10.38 oz. Excel with Flame Retardant	10.38 oz. Sunforger	10.38 oz. Sunforger with Flame Retardant	13 oz. Sunforger with Flame Retardant	For Scallop Styles E or G (Pg. 14)	Set Up Package 1 Center Pole, Ropes & Stakes	Medieval Color Option (Pg. 9)	Shape Fitted Sunforger Floor
8'6" tall x 7' diameter base	\$520	\$416	\$475	\$516	Add \$29	\$89	\$50	Reg \$64 Super \$90



## MILITARY TENTS

*"...I was investigating all of the various types of shelters I saw set up by the re-enactors. I approached one soldier as he emerged dry and warm from his pavilion and I said "Excuse me, but who made your pavilion sir?" He smiled and said "Panther Primitives, and I'm real happy with it." You guys are a godsend to the re-enactor!"*

M.H. - Adelphi, MD



### THE BELL OF ARMS

Historically correct for Rev. War and French & Indian War eras, this was used by military units to store their guns. We make this 6'10" tall and about 5'2" in diameter. Our set-up package includes the center pole that has a cross-dowel to support the firearms. Also included in the set-up package is a wooden finial to cap the peak.

10.38 oz. Excel w/Flame Retardant	10.38 Sunforger	10.38 oz. Sunforger w/Flame Retardant	13 oz. Sunforger w/Flame Retardant	SET UP PKG. (Center Pole, Finial, Stakes)
\$215	\$162	\$190	\$212	\$49

### SINGLE POLE CONICAL TENT

This was a very common design. It's hey-day was with the British army during the mid 19th century, but the design is authentic all the way back to medieval times.

Supported entirely by a single center pole and several stakes, this is an efficient way to get lots of space with fewer poles. The round base means that it's not as space efficient as the pyramid style single pole (page 44), but the pyramid is only authentic back to the fur trade era. (1820-1840).

The conical tent is similar to the British Bell Tent (next page) but with no walls or vents.



SIZE Diameter x Height	10.38 oz. Excel with Flame Retardant	10.38 oz. Sunforger	10.38 oz. Sunforger with Flame Retardant	13 oz. Sunforger with Flame Retardant	10" Sod Flap	SET UP PACKAGE (Center Pole & Stakes)	Shape Fitted Sunforger Floor
10' dia. x 8' H	\$400	\$312	\$362	\$396	\$45	\$65	Reg \$130 Super \$184
12' dia. x 10' H	\$498	\$384	\$448	\$494	\$55	\$91	Reg \$190 Super \$262
14' dia. x 11' H	\$600	\$454	\$536	\$595	\$65	\$108	Reg \$256 Super \$360

Peak Vents (like those on British Bell Tent).....\$60.00 per pair

*"I recommend you highly. We have a tent maker about 20 miles from us, but they cannot compete with your products."*

T.C. - McDonald, PA



## MILITARY TENTS

### THE BRITISH OFFICER'S TENT (SUBALTERN TENT)

We make two sizes of this British officer's tent. The design and dimensions are based on authentic documentation from 1778. It's a one piece design, like a wall tent.



The peak comes with grommets so you can place finials at the top of your tent. We've added an extra door for better ventilation. The walls are 48" tall and designed to tie off with 14 ropes approx. 12' long. This means that you need only three poles for set up. The small size takes a 4' ridge pole. The large takes a 6' ridge pole. See below for alternate design style.

SIZE W x L x HT.	10.38 oz. Excel with Flame Retardant	10.38 oz. Sunforger	10.38 oz. Sunforger with Flame Retardant	13 oz. Sunforger with Flame Retardant	10" Sod Flap	SET-UP PKG. 2 Uprights, 1 Ridge, Ropes & Stakes (No Side Poles)	3-Piece Shape Fitted Sunforger Floor
8 x 12 x 8	\$798	\$620	\$720	\$790	\$42	\$278	Reg \$125 Super \$180
8 x 14 x 8	\$886	\$685	\$798	\$880	\$46	\$288	Reg \$146 Super \$207

**ALTERNATE OPTION ON THE SUBALTERN** - We can make this tent Marquee Style, with scallops (please specify style) and detachable walls. For 8' peak with 48" walls add \$125.00. For 9' peak with 60" walls add \$150.00. This requires the addition of perimeter poles for set-up.

### THE BRITISH BELL TENT

Used during the Napoleonic Period and Crimean War, this tent is erected using only one pole 9'10" long. It measures 12'6" in diameter and has a 17" high wall. The doorway is in two sections where the top and bottom are separately functional. The peak has a thirteen ounce brown canvas cone with grommet. Small ventilators in the peak help keep the air circulating. Although there are references to these bell tents in letters dating to 1794, widespread use by the British army did not begin until about 1810.

10.38 oz. Excel w/Flame Retardant	\$700
10.38 oz. Sunforger	\$550
10.38 oz. Sunforger w/Flame Retardant	\$630
13 oz. Sunforger w/Flame Retardant	\$696
10" Sod Flap	\$ 58
SET UP PKG. (center pole, ropes, stakes)	\$152



## MILITARY WEDGE TENTS

For re-enacting the French and Indian War, American Revolution, War of 1812, Mexican War, or American Civil War eras we offer these historically correct wedge tents. They come authentically made with no overlap facings and only one door. We're glad to add any of these features if you so desire. See below for pricing.

All military wedges come with handworked button holes in the peak and rolled canvas peg loops, except the Civil War tents, which have brass grommets at the peak.



← These Panther Military Wedges and wall tent were set up by The Gordon Highlanders at Leith Hall near Aberdeen, Scotland.



Below are the most requested sizes of military wedges we get from folks. If your unit needs a different model WE CAN DO IT! Send your specs for pricing.

WEDGE STYLE	SIZE (not including bell) W X L X H	10.38 oz. Excel w/Flame Retardant	10.38 oz. Sunforger	10.38 oz. Sunforger w/Flame Retardant	13 oz. Sunforger w/Flame Retardant	10" Sod Flap	SET UP PACKAGE 2 uprights 1 Ridge Stakes	GROUND CLOTHS	
								Reg.	Super (Pg. 59)
British Infantry	6' X 7' X 6'2"	\$372	\$288	\$335	\$370	\$26	\$128	\$50	\$70
British Infantry w/ 15" Bell	6' X 7' X 6'2"	\$392	\$303	\$354	\$389	\$29	\$129	*\$66	*\$92
British Dragoon (33" Bell)	6' X 7' X 6'	\$364	\$280	\$328	\$362	\$30	\$132	*\$79	*\$109
British Cavalry (24" Bell)	7' X 7' X 6'	\$399	\$310	\$360	\$397	\$34	\$129	*\$82	*\$114
Large Revolutionary War	6' X 9' X 6'2"	\$410	\$317	\$370	\$408	\$30	\$176	\$65	\$89
Large Revolutionary War w/ 15" Bell	6' X 9' X 6'2"	\$429	\$335	\$386	\$426	\$33	\$177	*\$81	*\$113
Small Revolutionary War	6'6" X 5'7" X 6'6"	\$310	\$246	\$283	\$308	\$24	\$121	\$46	\$60
Private's	6'6" X 6'6" X 5'	\$310	\$246	\$283	\$308	\$26	\$131	\$50	\$72
1750's British	7' X 9' X 6'	\$457	\$354	\$412	\$453	\$32	\$176	\$76	\$104
1750's British Quarter Tent	7' X 9' X 6'6"	\$468	\$360	\$420	\$464	\$32	\$176	\$76	\$104
1750's British Officer	8' X 9' X 6'6"	\$499	\$382	\$446	\$496	\$34	\$176	\$86	\$119
1751 French (42" Bell)	7' X 7' X 6'	\$503	\$385	\$450	\$499	\$38	\$132	*\$96	*\$134
1750 French (48" Bell)	8' X 8'6" X 7'	\$567	\$432	\$507	\$564	\$43	\$183	*\$131	*\$182
1812 American	8'5" X 6'9" X 7'	\$468	\$360	\$420	\$464	\$31	\$128	\$71	\$98
Small Civil War Pup Tent	6' X 6' X 6'	\$297	\$228	\$267	\$295	\$24	\$121	\$44	\$59
Large Civil War Pup Tent	6' X 8'6" X 6'	\$348	\$264	\$311	\$346	\$29	\$176	\$65	\$89
Civil War Servant	7' X 6'10" X 7'	\$411	\$307	\$365	\$406	\$28	\$132	\$59	\$81
Sm. Civil War Trooper	8' X 6' X 6'	\$372	\$288	\$335	\$370	\$28	\$118	\$58	\$80
Lg. Civil War Trooper	8' X 9' X 7'	\$472	\$360	\$422	\$470	\$34	\$176	\$81	\$113
Mexican War	6'4" X 8' X 7'	\$383	\$288	\$340	\$378	\$29	\$145	\$63	\$85

FOR OVERLAP FACINGS ADD \$5.00 PER DOOR. FOR DOORS ON BOTH ENDS ADD \$20.00  
 COST FOR A TENT WITH 2 DOORS, BOTH OVERLAPPING IS \$30.00 EXTRA. (\$20.00 + \$5.00 + \$5.00)  
 \*Ground Cloths for bell back wedges are made in two pieces. One rectangular piece for the main portion of the tent and a half moon piece for the bell area.

## FUR TRADE ERA WEDGE TENTS

The wedge tent is one of history's most popular tents. From Medieval wedges (Pgs. 29-30) through today's "pup" tents they were made in all sorts of sizes. There are numerous accounts of wedge tents being used by traders and trappers alike at the old rendezvous, and between about 1755 and 1860 it was the single most popular tent in America.

Probably the main reason for the wedge tent's popularity is its very basic and functional design. Simple to erect, it goes up in minutes, with only three poles.

Panther Primitives takes the wedge tent one step further, by adding a few extra features to increase the tent's flexibility.

## THE DOUBLE DOOR CONCEPT

It just doesn't make sense to have a solid end in a wedge tent. The added flexibility that the extra door end can add is amazing. That's why all of Panther's non-military wedge tents (except bellbacks) come with both ends as doors being a standard feature. Here are some reasons why:

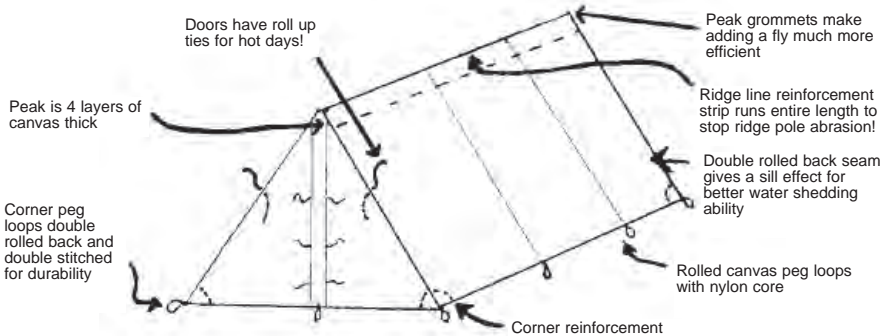
**1) Summer Heat:** During the hot summer months, you can open both ends to get a cooling breeze through the tent

**2) Winter Cold:** Because each end has two overlapping facings with inside and outside ties, they can be closed up snugly for winter camping. This gives you all the benefits of a solid end without any of the drawbacks.

**3) Open Face Set-Up:** Since both ends are split up the center, one side can be raised out for a canopy effect.

All stress points are well reinforced and designed to give you maximum strength.

## REINFORCEMENT



*"The wind was blowing so hard sideways that areas of our house leaked that should not have (during a tornado and accompanying storm). After some time I looked out...to find that not only had the tent stood the storm, but the dining fly was still standing as well.*

*My neighbor's house has holes in it, my sister-in-law's house is in need of a new roof and windows and their car was destroyed by the hail, there are houses all over town that are flooded and falling apart, and I have a Panther tent in my back yard with dry grass under it. I have to say that I will be recommending your tents to others with the utmost of confidence. Thank you,"*

R.N. Bowling Green, KY

## STANDARD WEDGE TENTS

CHECK OUT OUR MILITARY WEDGES!!! PAGE 34.



The KID'S WEDGE is a great way to give mom and dad a little privacy, and instill a sense of responsibility into the kids. It can be set-up with just 2-6' uprights, 2 ropes and 12 stakes!



Our wedge tents give you lots of room while needing just 3 poles!

## PEAK GROMMETS ARE STANDARD

We've found that it is nice to have the added flexibility that peak grommets give you. They are particularly helpful when it comes to adding on a tent fly (SEE PAGE 42 FOR OUR TENT FLYS). If you do not want peak grommets just let us know, and we'll leave them off!

## OPTIONAL BELL BACK

The bells on our standard wedges extend the length of the tent base without any change in the ridge pole length. The advantage is added space for storing gear. If you'd like this option, it is available both with and without a door in the bell.

## SOD FLAP

We highly recommend sod flap for the wedge tents we make. The sod flap is a 10" turn in along the base of the tent. It seals gaps due to uneven ground and we put it on all four sides of your wedge tent. If you'd like a bell back, we put a separate piece of sod flap on each panel of the bell for maximum coverage, so there is an extra charge.

## SIZES

The chart on the next page shows you our standard sizes of wedge tents. Our REALLY BIG Medieval wedges can be found on page 30, and of course, we can make you any size you want. Just send in a sketch with the dimensions and we'll get you a price.

*"We received our order for a Monster Wedge tent last week. We had high expectations with regards to quality and workmanship based on your advertising claims, but I must say you exceeded our expectations. We are quite pleased with the quality of the fabric, the tailoring, the design, and basically the overall quality of the product. I am glad we chose Panther and will be telling others to do the same."*

F.D. - Harper's Ferry, WV

**QUALITY and SERVICE have made Panther  
the world's largest manufacturer of historical shelters!  
1-800-487-2684**

## STANDARD WEDGE TENTS

Size W x L X HT	10.38 oz. Excel with Flame Retardant	10.38 oz. Sunforger	10.38 oz. Sunforger with Flame Retardant	13 oz. Sunforger with Flame Retardant	10" Sod Flap	To Add A Bell Back Without Door	SET-UP PKG. Poles, Stakes	Recommended Tent Fly Size (See Pg. 42)	GROUND CLOTHS	
									Reg.	Super (Pg. 59)
Kids 6'x6'x6'	\$327	\$249	\$292	\$324	\$24	N/A	2 uprights, 2 ropes, 12 stakes, (no ridge) \$72	10x10 Dining Fly	\$44	\$59
Small 7'x7'x5'	\$346	\$266	\$309	\$344	\$28 \$34 if Bell Back	42" Bell \$35	(ridge included) \$124	12x12 Dining Fly	\$59 *w/bell \$96	\$81 *w/bell \$134
Medium 7'x8'6"x7'	\$442	\$338	\$397	\$438	\$31 \$37 if Bell Back	42" Bell \$48	(sleeved ridge included) \$171	10x16 Tent Fly	\$76 *w/bell \$115	\$104 *w/bell \$160
Large 7'x11'2"x7'	\$519	\$397	\$467	\$517	\$36 \$42 if Bell Back	42" Bell \$48	(sleeved ridge included) \$195	12x16 Tent Fly	\$94 *w/bell \$134	\$130 *w/bell \$188
Monster 10'x11'2"x7'	\$558	\$426	\$499	\$553	\$42 \$48 if Bell Back	60" Bell \$65	(sleeved ridge included) \$195	12x18 Tent Fly	\$132 *w/bell \$210	\$182 *w/bell \$292
Giant 12'x12'x8'	\$772	\$576	\$686	\$765	\$48 \$54 if Bell Back	72" Bell \$80	(sleeved ridge included) \$282	12x20 Tent Fly	\$173 *w/bell \$283	\$234 *w/bell \$393

### THE BELL BACK WEDGE

Our Bell Wedges give you LOTS of extra headroom and usable space, while requiring only 3 poles and some tent stakes for set up.

**STANDARD BELL WEDGE** - 8' tall, 10' wide, 11'2" long plus a 5' bell (16'2" overall length). Gives you about 150 square feet of floor space.

**SUPER BELL WEDGE** - Even roomier! 8' tall, 12' wide, 14' long plus a 6' bell for an overall length of 20' and approx. 225 square feet of floor space.

**PAINTED SEAMS** - Like those on the standard bell wedge shown to the right are available in any of our acrylic paint colors (see inside front cover for an approximation of colors). The cost for this service is \$130.00 for the standard size and \$195.00 for the SUPER size.



SIZE	10.38 oz. Excel w/Flame Retardant	10.38 oz. Sunforger	10.38 oz. Sunforger with Flame Retardant	13 oz. Sunforger with Flame Retardant	10" Sod Flap	SET-UP PKG. 2 uprights 1 ridge and stakes	GROUND CLOTHS	
							Reg.	Super (Pg. 59)
Standard Bell Wedge	\$686	\$520	\$612	\$682	\$48	\$273	\$210	\$291
Super Bell Wedge	\$945	\$720	\$844	\$938	\$56	\$294	\$314	\$436

**ADD A DOOR** - You may add a door to the bell of any tent for \$25.00

**STOVE INSERTS** are available for wedges sizes 3", 4", 5" or 6". \$75.00 installed. These are available only for flame retardant tents.

**OTHER WEDGES** Military Wedges - Page 34; Medieval Wedges - Page 30.

**TENT FLYS** - page 42.

\*Ground Cloths for bell back wedges are made in two pieces. One rectangular piece for the main portion of the tent and a half moon piece for the bell area.



## WE'RE FAMOUS FOR OUR WALL TENTS

The wall tent has left a long trail through history. It has been used for centuries and it came in all sorts of sizes.

Its popularity lives on today through buckskinning and re-enacting. At Panther Primitives we're famous for our wall tents! The extra height on the peak and the side walls gives you MORE HEADROOM than most tents, and the traditional inside pole design makes for easier set up.



## THE TRADITIONAL INSIDE POLE DESIGN

The inside pole, or “eastern style” wall tent is the oldest and most authentic wall tent design. It can be set up with as few as three poles; two uprights and a ridge pole. Using this set up, guy ropes are attached to the loops at the tops of the walls and staked out along both sides of the tent.

Another variation of this set up involves running a sidepole horizontally through the loops at the top of each wall and supporting it with a couple of short uprights and 4 or 5 short guy ropes. This method takes up less set up space but requires hauling some extra poles. Our complete set up instructions show you how to do BOTH of these methods, including pole lengths, number and length of ropes, stakes, etc.

## WHICH WALL TENT IS RIGHT FOR YOU

Although selecting the right size is often a matter of personal preference, there are a couple of things to remember when choosing. For instance, what you use for pole transport may limit the size of ridge pole you can haul. The longest poles you will have are usually the ridge pole (same length as your tent) and the outside wall pole (about one foot longer than your tent). We offer steel sleeves for splicing ridge poles or uprights on page 11. Also, if you purchase our set up package any pole over 8' long (ridge or 2 uprights) will be spliced for you automatically. Please note that we don't sell outside wall poles. Our set up packages include guy ropes that attach directly to the wall loops or grommets.

*“I do want you to know that my wall tent is giving me nothing but **great** service. Folks who ask about my tent get an earful on why I chose Panther and how pleased I am. I have run into others at rendezvous who also say fine things about Panther.”*

T.M. - Copperas Cove, TX



## STANDARD WALL TENTS

### THE TWO DOOR CONCEPT

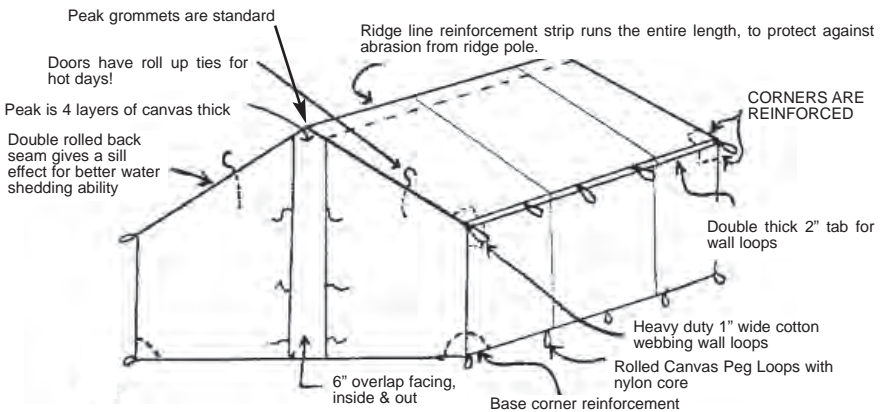
We make your wall tent with a door on each end. This adds all-weather flexibility to your tent. In the summer, you can create a nice breeze by opening each end. In the winter you can close these doors snugly, because they have 6" overlapping facings with ties both inside and out.

If you want one end solid instead, just tell us, and we'll do it at no extra charge.

### EXTRAS

- A 2" overhang protects each wall from rain, serving as a drip edge.
- We believe in having plenty of loops and we space all peg loops and wall loops 24" apart for your convenience. Seam Engineering (pg. 16) would leave them approx. 33" apart.
- You may substitute our brass grommets for the loops along the top of your walls at no charge.
- Each wall tent comes with a set of set-up instructions and a pole requirement sheet.
- If you want to put a stove hole in your tent, send us detailed sketches of exactly where you want the insert sewn. Our inserts are heat resistant up to 1,000 degrees Fahrenheit! The inserts cost \$75.00 sewn in. They are also sold separately on page 71. Specify your stove pipe diameter when ordering. Available ONLY on flame retardant tents.
- We will put ties in your tent and make a partition to fit inside if you wish. When you order this option tell us how far from the end you want the partition and we'll put the ties for it in the nearest seam. Sewing the ties in the seam gives more support to your partition.
- We highly recommend the sod flap. It is a 10" turn in along the ground that seals off gaps from uneven ground, and we put it on all 4 sides of your tent for an extra charge. Wall Scallops add pizzazz to your tent and are available in 8 styles and 16 colors of braid! (See pg. 14).
- Peak Grommets are standard.

### REINFORCEMENTS



*"Best reproduction tents on the market, absolutely top quality. This is the second tent we've gotten from Panther and, as before, we'll steer others in your direction."*

D.L. - Erie, PA

# JUST YOUR STYLE

Need a wall tent that's a little different? Send us your sketch with measurements and we'll get you a price. We can make your tent wider, taller, longer, or shorter. We can change the design to accommodate your custom set-up needs, add extra ties, loops or grommets. Let us know what your dream tent looks like. Chances are we've already made one similar to it, because custom orders are our specialty.

Whether you need a tent made to the military specifications of your regiment, or you just have a creation of your own, Panther will make you a shelter you'll be proud to own.



*"The little wall tent is the best yet, with the ease of putting up and taking down I now have more time for fun. The three pole set up is great. Thank you for a great camp which has received a lot of praise from other buckskinners."*

CW - Pawhuska, OK

## LITTLE WALL TENTS

One of the reasons our wall tents are so popular is the extra high walls and peak, but we've heard your calls for a smaller wall tent that you can take by yourself to a weekend event or hunting trip and set up with only 3 poles.

Here are two sizes that fit the bill nicely.

	10.38 oz. Excel with Flame Retardant	10.38 oz. Sunforger	10.38 oz. Sunforger with Flame Retardant	13 oz. Sunforger with Flame Retardant	10" Sod Flap	SET-UP PKG. 2 uprights 1 ridge guy ropes and stakes	Medieval Color Option (Pg. 9)
Mini Wall Tent 8' Wide x 10' Long 7' Peak, 30" Walls	\$592	\$444	\$526	\$588	\$36	\$263	\$ 62
Dwarf Wall Tent 8' Wide x 8' Long 7' Peak, 15" Walls	\$470	\$360	\$420	\$466	\$32	\$232	\$ 48

## STANDARD WALL TENTS

*"We received our first tent from you in April after 2 years of checking out everyone else's tents. Our family is so happy with our 12'x14' wall with a 12'x16' fly that we can't wait to get to our next rendezvous. Thank you for making the finest tents in the world!"*

R.M. - Magnolia, OH



**THERE'S NO EXTRA CHARGE  
FOR THE SECOND DOOR.  
IT'S A STANDARD FEATURE  
ON OUR WALL TENTS!**

Size W x L	Peak Height	Wall Height	10.38 oz. Excel with Flame Retardant	10.38 oz. Sunforger	10.38 oz. Sunforger with Flame Retardant	13 oz. Sunforger with Flame Retardant	10" Sod Flap	SET-UP PKG. 2 Uprights, 1 Ridge, guy ropes & stakes (no outside wall poles)	Medieval Color Option (Pg. 9)
10' x 8'	8'4"	4'	\$612	\$460	\$546	\$608	\$36	\$270	\$64
10' x 10'	8'4"	4'	\$702	\$525	\$625	\$698	\$40	\$300	\$66
* 10' x 12'	8'4"	4'	\$810	\$605	\$722	\$805	\$44	\$322	\$68
10' x 14'	8'4"	4'	\$920	\$685	\$816	\$914	\$48	\$348	\$73
10' x 16'	8'4"	4'	\$1,010	\$745	\$892	\$1,005	\$52	\$470	\$80
* 12' x 12'	9'	5'	\$968	\$722	\$860	\$962	\$48	\$376	\$73
12' x 14'	9'	5'	\$1,010	\$745	\$892	\$1,005	\$52	\$348	\$80
12' x 16'	9'	5'	\$1,115	\$820	\$984	\$1,105	\$56	\$470	\$85
* 12' x 18'	9'	5'	\$1,215	\$894	\$1,072	\$1,205	\$60	\$505	\$92
14' x 16'	10'	5'	\$1,340	\$988	\$1,184	\$1,330	\$60	\$534	\$98
* 14' x 18'	10'	5'	\$1,524	\$1,118	\$1,345	\$1,510	\$64	\$564	\$110

\* Denotes a size that can be Seam Engineered. See Below.

\* **Seam Engineering** (See pg. 16) - 10'x12' becomes 10'x11'; 12'x12' becomes 12'x11'; 12'x18' becomes 12'x16'6"; 14'x18' becomes 14'x16'6".

## OPTIONS FOR WALL TENTS

**Ground Cloths** - Check page 59 for our ground cloths. We offer them in regular and our "SUPER GROUND CLOTH".

**Wall Scallops** - Choose from 8 styles and 16 trim colors! (See pg. 14) Cost is \$2 per running foot for styles A, B, C, D, F or H and \$3.50 per running foot for styles E or G. [Example: For a 10'x10' wall tent in Style "B" the Cost is \$40.00 (20 ft. x \$2 = \$40.00)].

**Partition** - with overlapping doorway - \$80.00 on 8' or 10' widths. \$110.00 on 12' or 14' widths.

**Stove Hole Insert** - Comes in 3", 4", 5" or 6" size. Complete w/cover flap \$75.00. Available ONLY for flame retardant tents. (See Page 10)

**Taller Walls** - Raise your walls one foot for \$50.00 on 8' to 12' long tents. \$68.00 on 14' or longer tents. Your peak ht. will stay the same.

**Split Corners** - For wall roll up corners can be split w/overlap facings and ties for \$60.00

**Poles are Available Separately** - Call for pricing, or get them in our Set-Up Package.

**Wall Tent Flies** are on the next page.

## TENT FLYS

There are many, many uses for tent flys, both by themselves and in conjunction with other tents. With a wall tent or a wedge tent, a fly can be used as an insulation barrier, as a sun/rain canopy, or as both at the same time.



Our tent flys are designed to come off the end of a wall tent or wedge tent. We make our wall tents and non-military wedge tents with peak grommets so you can support one end of the fly's ridge pole on top of your tent, requiring just one more center upright to hold up the other end.

We give you heavy duty triangular reinforcements in all 4 corners and at the peak grommet locations (Peak grommets are included). Heavy duty cotton loops are spaced every 24" along the short sides of the fly.

An 8'x16' fly gives you a 7'9" porch, a 10'x16' fly gives you a 9'9" porch, and so on. 16' long flys are long enough to provide a good canopy area for most sizes of tents, but we recommend the 18' or 20' long, for 14' wide wall tents and wedge tents 8' tall or higher.

NOTE: Our set-up pkg. for these includes guy ropes for the sides. No side poles are included.

### TENT FLYS

Size Depth x Width	10.38 oz. Excel with Flame Retardant	10.38 oz. Sunforger	10.38 oz. Sunforger with Flame Retardant	13 oz. Sunforger with Flame Retardant	SET-UP PACKAGE 1 ridge, 2 uprights, ropes & stakes		Medieval Color Option (Pg. 9)
					Under 8' Tall	8' or Taller	
8'x16'	\$240	\$178	\$214	\$238	\$236	\$312	\$40
10'x16'	\$298	\$218	\$262	\$296	\$269	\$344	\$44
12'x16'	\$362	\$264	\$316	\$360	\$290	\$366	\$48
12'x18'	\$402	\$290	\$350	\$396	\$290	\$366	\$50
12'x20'	\$438	\$318	\$384	\$434	\$290	\$366	\$52

**Scallop Edging** (See pg. 14) Styles A, B, C, D, F or H \$2 per foot. Styles E or G \$3.50 per foot.

## DINING FLYS

A dining fly is a square, free standing structure, often used to shade and protect a table and chairs. It sets up with side poles and a center pole approx. 2' to 3' longer than the side poles. Our set up package includes four side poles (one for each corner). On the larger flys we include a few extra grommets along the sides so that you can add more side poles for windy camp sites. You can buy extra poles on page 11 of this catalog if you'd like more than four in your setup package.



All of our dining flys have a center reinforcement with a grommet for the center pole. We've also added a tie here to attach to your center pole so that the fly stays down on the pole in windy conditions. Heavy duty triangular reinforcements at each grommet location are standard and we place ties every 24" around all four sides.

**Scallop Edging** (See pg. 14) Styles A, B, C, D, F or H \$2 per foot. Styles E or G \$3.50 per foot.

**Side Curtains** - A 7' tall curtain in any length for added wind, rain or sun protection. We put ties along the top and sides, and peg loops along the bottom. These DO NOT turn a dining fly into an enclosed tent, but they sure are handy for use along one or two sides of your fly during a rainy weekend event!

Size	10.38 oz. Excel with Flame Retardant	10.38 oz. Sunforger	10.38 oz. Sunforger with Flame Retardant	13 oz. Sunforger with Flame Retardant	SET-UP PKG. Center Pole, Ropes, Stakes, 4 Corner Poles (assumes 7' tall sides)	Medieval Color Option (Pg. 9)
10'x10'	\$205	\$157	\$186	\$204	\$205	\$37
12'x12'	\$286	\$213	\$254	\$284	\$205	\$40
14'x14'	\$344	\$255	\$305	\$340	\$205	\$44
16'x16'	\$438	\$320	\$384	\$432	\$205	\$48
7' tall side curtains	\$12.80 per running foot	\$9.90 per running foot	\$11.50 per running foot	\$12.50 per running foot	Not Available	Call for Price Quote

## TRAIL TARPS

Also known as Diamond Shelters, these are your best friend on the trail. No other shelter has the set up flexibility of the Trail Tarp. The only limit to the number of ways it can be pitched is your own imagination. These can double as tent flies, throw tarps, ground cloths, etc., and are an excellent lightweight shelter for packing into an event.

With correct rope placement, and the help of a few trees, the Trail Tarp can be set up in any of the configurations shown below without using any poles.



PLOW POINT



OPEN ENDED WEDGE



OPEN ENDED REFLECTOR



HALF-OPEN REFLECTOR

Panther's Trail Tarps are built for versatility, with rolled loops and triple layered reinforcements at the corners, center, and the mid-points of each side. We add a 1/2" wide, 18" double tie every 24" or so around the rest of the perimeter. All these loops and ties enable you to set our trail tarps up in any of the styles shown above. We offer them in any of our tent canvasses, as well as our ultra-lightweight 8 oz. Dk. Brown Oilskin.

SIZE	10.38 oz. Excel with Flame Retardant	10.38 oz. Sunforger	10.38 oz. Sunforger with Flame Retardant	13 oz. Sunforger with Flame Retardant	Oilskin
7' x 7'	\$130	\$112	\$124	\$128	\$140
10' x 10'	\$228	\$178	\$208	\$225	\$260 finishes to 9'6" x 9'6"
12' x 12'	\$308	\$235	\$275	\$306	\$375
14' x 14'	\$368	\$280	\$330	\$365	\$450
16' x 16'	\$465	\$346	\$410	\$460	N/A

**OILSKIN SEAM SEALER (2 1/2" Tins) Cat. No. 1000-100-7.....\$7.00 ea.**



## THE NO-POLE HUNTER'S TENT, OR PYRAMID TENT

There is an interesting story behind this tent. Several years ago, many different varieties of one-pole shelters were introduced into the marketplace. Many of our customers came to us, asking if we would begin producing these one-polers for them. We did a very careful study on the tents and decided not to produce them. The reinforcing and space efficiency of the one-polers was a bit suspect.

So we set about researching history books and reference materials. What we found was beyond our highest hopes. Not only did we discover a shelter that has better space efficiency and pole requirements, we also found a tent that is historically authentic.

Pyramid tents were used during and after the fur trade. Rufus Sage used one in 1841 when he was travelling along the Laramie on his way to Fort Platte. Francis Parkman's party used one in 1846. Sizes ranged from 7'x7'x7' to 15'x15'x9'6".

Today, the pyramid style tent is experiencing a renewed popularity because of its space efficiency, ease of set up, and low requirements for poles. Panther's version, the hunter's tent, has been modeled after original sizes but more reinforcing has been added. We like to say they're "built like tanks" because they get more reinforcements than any other tent on the market today!

### SPACE EFFICIENCY

The square corners of the hunter's tent make for more usable space than the odd shaped corners on other one polers, and the steeper slope from peak to ground lets you store gear closer to the edge of the tent. The net result is minimal wasted space. We've slept 5 in our 10'x10' in a pinch.



*"After seeing pyramid tents from two other manufacturers, I have absolutely no doubt that there is no better tent than a Panther. My Panther has withstood the 40 knot winds of Rocky Mountain thunderstorms and the driving rain of those high country cloud bursts. It stayed up and dry."*

D.P. - Aurora, CO



## QUICK SET-UP! HOW DOES 32 SECONDS SOUND?

That's how long it took the winning two-person team to set up a 10x10 Hunter at our company picnic. Normal set-up takes about 5-10 minutes. Simply drive in at least 8 stakes, lift the peak into place, and you're up!



## POLE REQUIREMENTS

The hunter's tent gives you the flexibility of three different set up possibilities. For a one pole set up: simply place the pole inside the tent, propping up the middle.

In the two pole set-up you just tie the peak of the tent to the point where the two poles cross. By lifting the poles and propping their butts against the ground, no guy wires or ropes are needed for set-up. For setting up with no poles, you must tie a rope to the loops at the peak and throw the rope over a tree limb and tie it off!

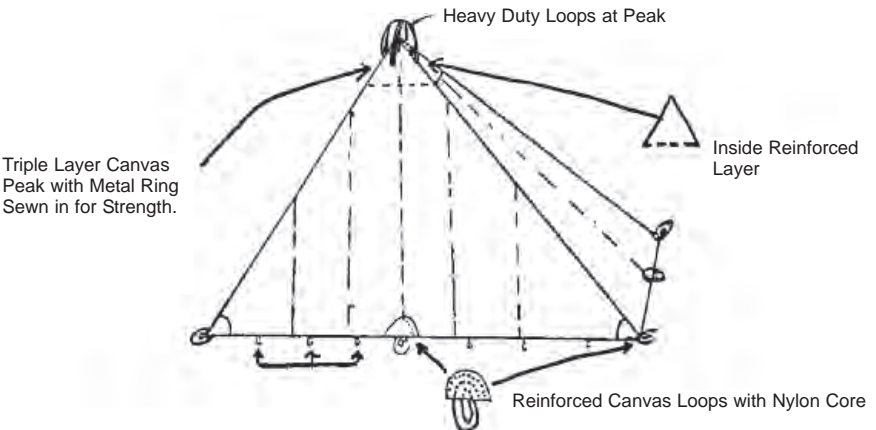
## REINFORCEMENT AND CONSTRUCTION

The major concern with a one-poler is how strong the peak is. The peak must be able to handle tremendous amounts of stress. The hunter's tent has a well reinforced peak, with double layers of canvas and heavy duty loops to help distribute weight and stress evenly when you use the no-pole or two-pole method of set up. Inside, you get a sewn in metal ring for use with the one-pole set up.

Our normal door has 6" overlapping facings that tie inside and out for snug closure. There is also a 14" facing along the bottom of the door to keep out uninvited critters. You also have the option of a tipi style door with roll up cover flap for an extra charge.

The bottom corners are also high stress points, so we give you rolled canvas peg loops and a reinforcement at each one.

## REINFORCING THE HUNTER'S TENT



## HUNTER'S TENT OPTIONS

### TIE-IN FLOOR

We sewed in these floors at one time, but the tie-in idea is much better. Because every hunter's tent comes with a 10" sod flap on all four sides, the tie-in floor can work in conjunction to totally seal up the gaps from uneven ground just like a sewn in floor. The major advantage of the tie-in floor is that it can be taken out for cleaning and drying. See next page for pricing.

### THE DOOR

As described on the previous page, our standard door has overlap facings that tie inside and out and a 14" tall facing along the bottom. We do offer a tipi style (oval cut) door opening with a double thick roll up cover flap. The flap is sewn on above the door and ties closed or open. It has sleeves just like our tipi door cover so you can use dowels or willow branches to make it lay flat. The cost is \$55.00

We strongly recommend the extra door for your hunter tent. It provides ventilation for those hot summer days, and believe me that can make all the difference in the world! A screen window will not give the same effect. The cost for an extra door is \$25.00.

### FLYS

You may wish to add a fly to your hunter's tent. They are great for covering your entry way from rain and for a sun/rain canopy to sit under. Our flies are sold separately (pricing next pg.).

We make all hunter's tent flies to tie on under a flap that is on your tent. Because your hunter's tent will already have this flap over each door, you can add a fly at any time after purchasing your tent! Below are the specifications for our hunter's tent flies.

<b>Tent Size (base)</b>	<b>Dimensions of Fly</b>
7'x7'	16" width flares out to 5'6" wide. Length is 6'.
10'X10'	36" width flares out to 8'9" wide. Length is 8'.
12'x12'	42" width flares out to 10' wide. Length is 10'.
15'x15'	48" width flares out to 10' wide. Length is 12'.

### SIZES

Our research shows that sizes of original pyramid tents ranged from 7'x7'x7' to 15'x15'x9'6" and we offer 4 sizes within this range. Pyramids taller than 9'6" are not documented as authentic.

The taller sizes have been added due to your requests. You get more headroom, but you also need longer pole(s).

### SET-UP PACKAGES

You'll get a center pole for the inside of the tent, and enough tent stakes to set up the tent. (This is the 1-POLE set-up method).

If you order a set-up pkg. for a fly you'll get 2 to 4 poles 6' long (depending on fly size), guy ropes and stakes.

# THE HUNTER'S TENT, OR PYRAMID TENT

*"I used my 12x12 Hunters Tent this past weekend at Rendezvous. It got a lot of attention, especially when I had it staked out and up in fifteen minutes. I also had a chance to compare my Hunter's tent to another "one peler," from one of your competitor's, and as I figured, the Panther won out. The extra stitching and reinforcement in the comers and peak clearly make the Panther the superior lodge. When the owner of the other one peler inspected my lodge, he asked "Who made it?", and when I responded, Panther, he said, "that figures, they're the best." "Keep up the good work...."*

B.C. - Lexington, KY

*"...There was another pyramid tent in camp at traders row which was from the competition and I must say that your design is by far much better. I feel that I made the right choice."*

J.F. - San Leandro, CA

**WHEN ORDERING YOUR HUNTER'S TENT BE SURE TO SPECIFY "ORIGINAL" SIZE OR "TALL BOY"!!!**

ORIGINAL SIZES W X L X HT	10.38 oz. Excel with Flame Retardant	10.38 oz. Sunforger	10.38 oz. Sunforger with Flame Retardant	13 oz. Sunforger with Flame Retardant	SET-UP PKG. 1 Pole Method (15 and 17' Tall Boys Get 3x3's)	Approx. Pole Length 1 poles, Inside	Approx. Pole Length 2 poles, Outside
7' X 7' X 7'	\$310	\$246	\$282	\$308	\$ 55	6'10"	9'6"
10' X 10' X 8'	\$488	\$380	\$440	\$484	\$ 92	8'	12'
12' X 12' X 9'	\$632	\$490	\$572	\$628	\$113	8'10"	14'
15' X 15' X 9'6"	\$900	\$690	\$808	\$894	\$133	9'3"	15'
<b>TALL BOY SIZES</b>							
12' X 12' X 11'	\$674	\$520	\$605	\$668	\$131	10'10"	15'
15' X 15' X 13'	\$1010	\$760	\$900	\$1000	\$263	12'10"	17'
Fly for 7x7	\$ 67	\$ 52	\$ 60	\$ 65	\$ 73	Set up Pkgs. for flies include 2 to 4 poles, guy ropes and stakes	
Fly for 10x10	\$ 96	\$ 75	\$ 85	\$ 94	\$ 73		
Fly for 12x12	\$127	\$ 95	\$112	\$124	\$ 73		
Fly for 15x15	\$180	\$134	\$162	\$178	\$ 73		
Floor for 7x7	\$114	\$ 68	\$102	\$112	N/A		
Floor for 10x10	\$203	\$136	\$183	\$202	N/A		
Floor for 12x12	\$266	\$196	\$238	\$264	N/A		
Floor for 15x15	\$410	\$305	\$360	\$404	N/A		

**TIPI STYLE DOOR - \$55.00 per door\***

**X-TRA DOOR - \$25.00 per door\***

**STOVE HOLE INSERT - \$75.00 each**

\*Cost for a tent with 2 doors, both tipi style is \$135.00 extra (\$25.00 + \$55.00 + \$55.00).

*"...can't express our immediate love of our new hunter! Bravo!! We were prepared for complicated use but were rewarded by simplicity. For sale: three family size nylon tents!"*

J.W. - Lewis Run, PA

**TOLL FREE ORDERING 1-800-487-2684**



# THE INDIAN TIPI



*"In five months my lodge and family have experienced an ice storm, high winds, hail and on two occasions torrential rains.*

*I love my lodge! The workmanship is excellent. Everytime I'm asked who made it for me, I proudly reply, 'Its a Panther.'*

*Thanks for a great lodge!"*

J.M. - Brenham, TX


There's nothing quite like spending the night in a tipi! Aside from the obvious romance of the structure it is an engineering marvel. It's unique design makes it one of the soundest dwellings against the wind and the rain. It is very roomy yet it can be pitched by one person if necessary. The liner makes for good ventilation in hot summer weather while providing the draft for a fire during the winter months.

We made our first tipis 38 years ago for some American Indian friends. Today we are still honored to receive so many orders from Native Americans as well as museums, individuals and theme parks. We based our design on the Laubin pattern, and through the years we've added lots of extra reinforcing and a custom-fit liner. We use only 36" wide canvas to help the tipi cover hold its shape better, and we've tested our own 16' tipi year round in all kinds of weather.

The result is that Panther tipis are the most soundly constructed on the market, while maintaining an authenticity matched only by the originals.

*"I purchased (one of your tipis) in January and put it up the same day I received it. Through rain, sun, snow and powerful winds it has been up. I've slept in it when it was -12° outside, and when it's been so windy it has almost blown the feathers right off the chicken. You build one fine lodge and I thought I should tell you how much I appreciate it. Keep up the good work!"*

F.P. - Reynoldsburg, OH



## THE INDIAN TIPI (Second Edition)

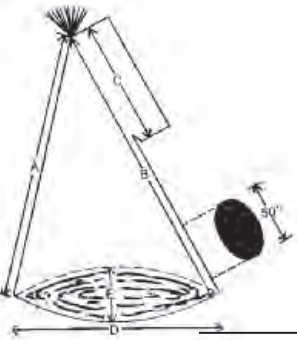
by Reginald and Gladys Laubin.

This is absolutely the most comprehensive book on tipis, including set up, history, decoration, tribal designs, day to day tipi living and much, much more. We highly recommend this book for anyone interested in tipis!

Catalog No. 1000-002-2.....\$26.95

## SIZE MATTERS!

We build our tipis to be a tilted cone, as the originals were. Panther tipis have a beautiful lean-back to the rear, making the floor not round, but egg shaped. The net result is that Panther tipis are BIGGER, with MORE USABLE FLOOR SPACE than most other tipis.

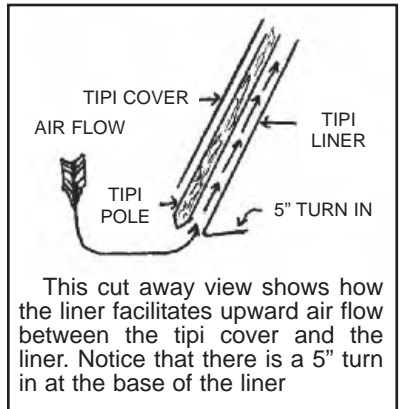


Tipi Size	12'	14'	16'	18'	20'	22'	24'
A	10'10"	12'8"	14'3"	16'3"	18'2"	19'11"	21'8"
B	12'10"	14'11"	17'2"	19'2"	21'2"	23'2"	25'5"
C	5'7"	6'7"	7'6"	8'6"	9'4"	10'2"	11'3"
D	12'9"	14'10"	17'	19'2"	21'2"	23'3"	25'4"
E	11'3"	13'4"	15'2"	17'3"	18'10"	20'10"	22'10"
Approx. Ht of Liner After 5" Turn In	63"	63"	63"	63"	75"	75"	87"
Size of Family Recommended For	1	2	3	4-5	5-6	6-7	7-8

## THE TIPI LINER

The liner is what gives the tipi its flexibility. In the summer it provides the upward flow of air for ventilation. In the winter it provides an insulation barrier against the cold, and all year round it is the means by which the smoke from your fire gets carried out the top of the tipi, and water from your poles get carried outside.

Almost all of our liners are made as one piece units to eliminate any gaps between pieces. The one exception is the 24' size, which we make in three overlapping pieces because of the extra bulk involved. Our liners are specially tailored to fit our own tipi covers. You'll like the fact that we make them extra long so that they can cover your door opening from the inside, giving you extra insulation AND privacy. The height of your liner will vary with the size of your tipi, to maximize air flows. See the chart above for our liner heights.



This cut away view shows how the liner facilitates upward air flow between the tipi cover and the liner. Notice that there is a 5" turn in at the base of the liner



The inside of a tipi with an ozan. Painting the liner makes your home unique and special.

We include painting instructions with your order, and we sell acrylic canvas paints on page 69.




## WHY PANTHER TIPIS ARE STRONGER

You'll get more reinforcing on a Panther Tipi than anywhere else. As a matter of fact, it's probably more strength than you'll need. But it insures you a durable long lasting shelter that will stand up to the most severe conditions that Mother Nature can throw your way.

**LACING PIN HOLES** - All worked by hand. We use heavyweight thread and sew through 3 layers of canvas for each hole. Sets of holes are spaced only 7" apart for extra strength.

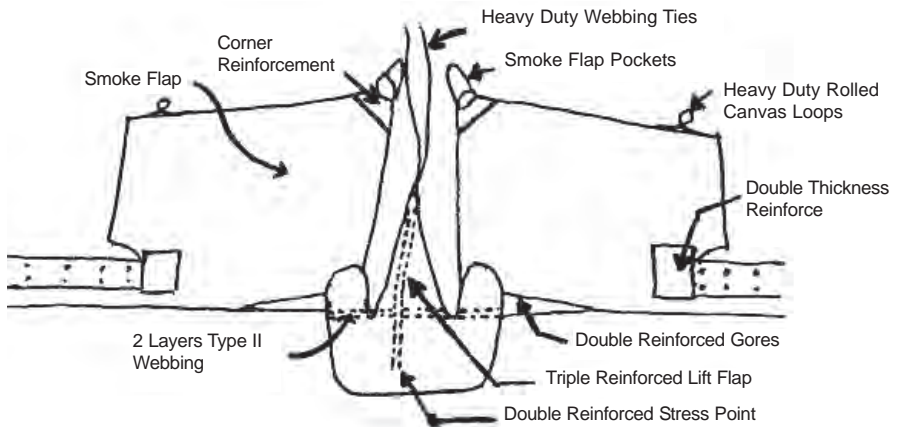


**THE DOORWAY** - The seam that forms the inside edge of the door hole is 4 layers thick. Just below the doorway is an extra layer of reinforcing canvas. We also add a hand-worked single hole at the very bottom for you to run an anchor rope through. This prevents the cover from creeping up the poles at the doorway. We cut our door opening 50" tall for easy entry.



**THE BASE HEM** - We sew a 2" wide band of heavy webbing into the hem. Peg loops are standard on our tipis, and they are sewn right into this webbing so that all stress is dispersed out along the entire base of the tipi, not concentrated in one spot.

**THE LIFT FLAP AREA** - This is the highest stress area on the tipi. Our custom design incorporates a triple layered lift flap, double canvas reinforcements and heavy webbing sewn at all stress points (see below). It's the strongest design on the market!



**THE SMOKE FLAP POCKETS** - We add durable plastic line, sewn into the base of each pocket so it will stay open for ease of inserting the smoke flap pole while you're on the ground and the pocket is 12' in the air!

*"I had a new tipi from another tipi maker, and I was trying to save money. I should have gone with the best in the first place, Panther! The quality of your product is top of the line."*

C.G. - Roan Mountain, TN

## TIPIS FEATURES AND OPTIONS

**THE NO-LEAK DOOR COVER** - Our double-thick door flap attaches INSIDE the tipi at the top, then comes OUTSIDE and ties off, so it sheds water just like a shingle. We sew in 3 sleeves and include 3 dowel poles to keep the door rigid when closed. Our design makes it easy for you to roll up your door and tie it open or securely tie it closed.

**FLOORS** - These are available with or without a 36" diameter hole for a firepit. (You must specify if you want the hole). We make our floors from 10 oz. Sunforger flame retardant canvas (See pg. 7 for a description), and they are rectangular with grommets around the edge. This is so you can use it as a tarp or dining fly as well as a floor. When you want to use it for your tipi floor cloth you simply fold under the corners to fit the shape of the tipi.

**OZANS** - An ozan is sort of a drop ceiling for the back one third of your living area. It sits above the liner and it helps keep heat from your fire over the bedding area. It also protects bedding from water droplets during a severe rain storm.

**LACING PINS** - Our lacing pins are 3/8" diameter hardwood. Each end is pointed and then sanded for easy placement through the lacing pin holes.

**LEATHER TRIM** - We offer a 1" strip of leather trim sewn around the opening, lift flap, and along the base of the smoke flaps. This is not needed for strength, purely decorative and looks great! \$25.00

**MARBLES** - Your tipi will come with our standard rolled canvas peg loops, unless you request they be left off. You can get a set of peg down marbles for \$1.00 (with tipi purchase) if you'd like a more traditional look.

**PAINTING INSTRUCTIONS** - These are FREE with your tipi order. We recommend an acrylic fabric paint for this, available at most art supply stores.

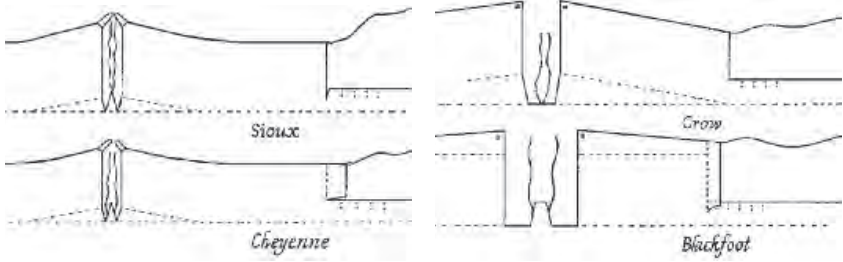
**DECK INSTRUCTIONS** - FREE with your order if you'd like to set your tipi on a wooden deck. This basic design works well.

*"I thought I better let you know something. This is as fine a quality lodge as I've seen. I have owned one (Brand "X") lodge, one by (Brand "Y"), and now yours. This is the finest of the three by far. I'm more than happy with our lodge and recommend your company whenever I'm asked about lodges."*

C.H. - Oklahoma City, OK

## TRIBAL VARIATIONS

Smoke flap designs varied from tribe to tribe. The most weather resistant style is the Cheyenne, and that is our standard offering, but we can make you any tribal style that you would like. If you'd like a flap style other than the Cheyenne be sure to specify when ordering! The rest of your tipi will be identical in design, regardless of which flap style you choose.



## TIPI POLES

We supply the best quality pine tipi poles available. They are nice straight poles that have been hand peeled with an average diameter of 2¼"-3" at the base.

As with any pole, it's a good idea to treat your poles with a wood preserver. Not only will it increase their lifespan, it also makes them look great!

It's always smart to order an extra pole or two. That way, if you ever have to replace one in your set you won't have to worry about the prohibitive shipping cost of ordering just one pole!

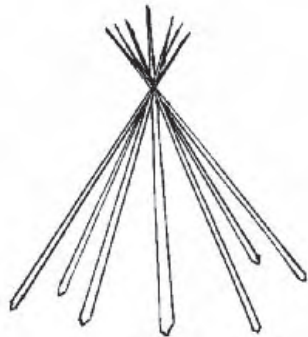
The cost of your tipi poles must be pre-paid.

Approximate Size of Pole	Fits	Poles Needed	Price of Pole	Cost of Set
16'-18'	12' tipi	11	\$23.00	\$253.00
20'-21'	14' tipi	14	\$24.00	\$336.00
22'-24'	16' tipi	17	\$24.00	\$408.00
25'-27'	18' tipi	17	\$26.00	\$442.00
28'-29'	20' tipi	17	\$26.00	\$442.00
30'-31'	22' tipi	17	\$35.00	\$595.00
32'-34'	24' tipi	17	\$35.00	\$595.00

## IMPORTANT TIPI POLE INFO!

It has become almost impossible to ship tipi poles via any of the national trucking companies. They don't like to take up space in their trailers with such long and skinny cargo.

Our poles are delivered to you directly from our supplier using his trucks and trailers. To determine the freight cost on your tipi pole order contact us and we'll get a quote for you.



**You get more for your money with Panther! See page 3 for details, and check out the best guarantee on the market! See our tipis in the movie "Hidalgo"!**

## TIPI PRICES

SIZE OF TIPI		12'	14'	16'	18'	20'	22'	24'
COMPLETE TIPI COVER, LINER, AND DOOR (SEE PAGES 6-7 FOR CANVAS DESCRIPTIONS)	10.38 oz. Excel with flame retardant	\$1,096	\$1,292	\$1,490	\$1,729	\$2,099	\$2,403	\$2,780
	10.38 oz. SUNFORGER	\$850	\$998	\$1,162	\$1,330	\$1,587	\$1,818	\$2,064
	10.38 oz. SUNFORGER with flame retardant	\$984	\$1,158	\$1,348	\$1,557	\$1,873	\$2,143	\$2,464
	13 oz. SUNFORGER with flame retardant (liner is 10.38 oz.)	\$1,046	\$1,238	\$1,434	\$1,665	\$2,004	\$2,300	\$2,649
TIPI COVER ONLY	10.38 oz. Excel with flame retardant	\$616	\$764	\$902	\$1,093	\$1,285	\$1,453	\$1,685
	10.38 oz. SUNFORGER	\$470	\$578	\$692	\$825	\$962	\$1,078	\$1,236
	10.38 oz. SUNFORGER with flame retardant	\$550	\$680	\$810	\$978	\$1,145	\$1,285	\$1,485
	13 oz. SUNFORGER with flame retardant	\$612	\$760	\$896	\$1,086	\$1,276	\$1,442	\$1,670
TIPI LINER ONLY	10.38 oz. Excel with flame retardant	\$400	\$448	\$508	\$556	\$734	\$870	\$1,015
	10.38 oz. SUNFORGER	\$300	\$340	\$390	\$425	\$545	\$660	\$748
	10.38 oz. SUNFORGER with flame retardant	\$354	\$398	\$458	\$499	\$648	\$778	\$899
OZAN	10.38 oz. Excel with flame retardant	N/A	\$145	\$145	\$155	\$172	\$192	\$210
	10.38 oz. SUNFORGER	N/A	\$107	\$107	\$111	\$130	\$140	\$156
	10.38 oz. SUNFORGER with flame retardant	N/A	\$130	\$130	\$137	\$156	\$170	\$188
SEPARATE DOOR COVER		\$ 80	\$ 80	\$ 80	\$ 80	\$ 80	\$ 80	\$ 80
TIPI FLOOR (10 oz. Sunforger Flame Ret.)		\$272	\$282	\$442	\$507	\$622	\$730	\$815
SET UP PACKAGE Lacing Pins, Stakes, manila rope for cover (poles sold separately on page 52)		\$ 38	\$ 48	\$ 51	\$ 58	\$ 60	\$ 66	\$ 73
Liner Rope (3/16" cotton-poly cord)		\$ 3	\$ 5	\$ 5	\$ 8	\$ 8	\$ 10	\$ 10
TIPI CARRYING BAG (Big enough for cover only) Get a second one for your liner Catalog No. 1239-100-2		\$ 20	\$ 20	\$ 20	\$ 20	\$ 20	\$ 20	\$ 20
LEATHER TRIM (See page 51)		\$ 25	\$ 25	\$ 25	\$ 25	\$ 25	\$ 25	\$ 25

\* All tipis are shipped F.O.B. our factory. For exact shipping charges, give us a call.



### THE 8' MINI LODGE

Complete tipi, cover, door, collapsible dowel poles, lacing pins, stakes, rope and set up instructions. Two beaded rosettes and four imitation eagle feathers finish it off! Can be set-up inside where a 10' ceiling exists. (For outside use you'll need to get yourself some heavier poles). Great fun for the entire family! Made of 10 oz. Sunforger Flame Retardant canvas.

\$372.00 plus shipping

## THE BAKER STYLE LEANTO



The Baker Lean-to looks like a wall tent that's been cut in half long ways, with a flap added to the front.

Technically, it is not historically authentic to the fur trade era, but is widely accepted at rendezvous.

We developed the best privacy curtain system around! (Privacy curtains are sold separately). Our privacy curtains are

sewn onto the front side edge, so your front corners are sealed off from wind and rain. This design also allows you to use each curtain as a "wing" to block off weather from getting under your canopy when you're relaxing beneath it.

With our unique curtain design you can also "add a room" under the front flap by extending the curtains frontwards along the sides of the canopy and adding a front curtain. The privacy curtains do not extend to the front corners, the front curtain overlaps part of the side for coverage. This extra space is great for storage and privacy, but would be inadequate for living space unless you added extra rain flaps and a center prop pole. (Contact us to discuss this concept and to get pricing.)

We can make any size Baker Lean-to that you'd like. Below are our most popular standard sizes. Full ground cloths can be found on page 59.

SIZE	Width X Depth Front Ht & Wall Ht.	8'6" X 7'	8'6" X 9'	8'6" X 8'	8'6" X 10'	11'2" X 8'	11'2" X 9'	11'2" X 10'
		#1	#3	#5	#7	#5W	#6W	#7W
10.38 oz. Excel with Flame Retardant	Lean-to	\$ 432	\$ 514	\$ 532	\$ 578	\$ 614	\$ 644	\$ 708
	Privacy Curtain	\$ 136	\$ 136	\$ 148	\$ 148	\$ 186	\$ 186	\$ 186
	10" Sod Flap	\$ 23	\$ 27	\$ 25	\$ 29	\$ 27	\$ 29	\$ 31
10.38 oz. Sunforger	Lean-to	\$ 332	\$ 398	\$ 414	\$ 452	\$ 470	\$ 492	\$ 544
	Privacy Curtain	\$ 102	\$ 102	\$ 110	\$ 110	\$ 140	\$ 140	\$ 140
	10" Sod Flap	\$ 23	\$ 27	\$ 25	\$ 29	\$ 27	\$ 29	\$ 31
10.38 oz. Sunforger with Flame Retardant	Lean-to	\$ 386	\$ 462	\$ 478	\$ 522	\$ 550	\$ 578	\$ 638
	Privacy Curtain	\$ 122	\$ 122	\$ 130	\$ 130	\$ 166	\$ 166	\$ 166
	10" Sod Flap	\$ 23	\$ 27	\$ 25	\$ 29	\$ 27	\$ 29	\$ 31
13 oz. Sunforger with Flame Retardant	Lean-to	\$ 430	\$ 512	\$ 530	\$ 575	\$ 610	\$ 638	\$ 700
	Privacy Curtain	\$ 135	\$ 135	\$ 145	\$ 145	\$ 186	\$ 186	\$ 186
	10" Sod Flap	\$ 23	\$ 27	\$ 25	\$ 29	\$ 27	\$ 29	\$ 31

### FRONT CURTAINS

8'6" WIDE:

Excel w/Flame \$118   Sunforger \$89   10 oz. Sunforger w/Flame \$104   13 oz. Sunforger w/Flame \$115

11'2" WIDE:

Excel w/Flame \$145   Sunforger \$108   10 oz. Sunforger w/Flame \$128   13 oz. Sunforger w/Flame \$140

*"As I expressed to you on the phone, our encampment won first place for historical authenticity. What a compliment to your company! Also, several people commented on the baker lean-to and were interested in where we got ours. As first-timers we were quite pleased. Accept our sincere appreciation for a quality product!"*

G.P. - Oliver, IN



## MODIFIED WHELAN STYLE LEAN-TO



Another shelter that, while not being documented as authentic for the period, is a widely popular and accepted style at the rendezvous.

Like the Baker Lean-To, the front of the Whelan is covered by a full flap. Unlike the Baker, the Whelan slopes directly to the ground.

There is no back wall, which means a bit less usable floor space but fewer poles needed for setup.

Lightweight and practical, the Whelan can be set up with sapling poles or by stringing a rope between two trees.

STYLE	WIDTH X DEPTH (HEIGHT)	10.38 oz. Excel with Flame Retardant	10.38 oz. Sunforger	10.38 oz. Sunforger with Flame Retardant	13 oz. Sunforger with Flame Retardant	10" Sod Flap
MIDGET	4'4" X 8'2" (48" Tall)	\$212	\$165	\$192	\$210	\$20
STANDARD	8'6" X 7'8" (30" Tall)	\$286	\$222	\$260	\$283	\$24
LARGE	8'6" X 8'2" (48" Tall)	\$308	\$235	\$276	\$305	\$25
JUMBO	8'6" X 10' (5'6" Tall)	\$372	\$282	\$330	\$368	\$29

FULL SIZE GROUND CLOTHS CAN BE FOUND ON PAGE 59.

*"We bought the jumbo whelan last year. It took the worst weather we could give it. Great job!"*

L.C. - Orleans, VT

## THE PANTHER PACK

The Panther Pack needs only a small amount of rope and 3 to 6 stakes for set up!

The mattress is a 7' long x 3' wide bag that you can fill with blankets, a sleeping bag or leaves. The 4' flap provides an overhead canopy to keep you dry. The attached bag can be stuffed for use as a pillow.

The entire shelter rolls up small enough to wear backpack style or tie to the outside of your pack, and it weighs just 8 lbs.! (6 lbs. for Sunforger!)



(Pack Basket Not Included)

### THE PANTHER PACK

10.38 oz. Excel w/flame ret. - \$180.00

Sunforger - \$140.00

10.38 oz. Sunforger w/flame ret. - \$162.00

13 oz. Sunforger w/flame ret. - \$178.00

## CIVIL WAR TENTS

*"We found your tent products to be superior to any we have seen so far, and this was also told to us from our fellow re-enactors in our company."*

P.T. - Ontario, Canada

### THE CIVIL WAR SHELTER HALF

Also known as the dog tent half. It takes two of these to make the wedge you see here. Like the originals these button together along the ridge and are supported by 2 uprights and a rope. There were a few different variations of these originally. Our version is the "Type III a" (1863) model measuring 66½" x 63", with machine sewn buttonholes, flat brass buttons and brass grommets for stakes. Bone buttons and handworked grommet holes are available (See Below).



PRICES & OPTIONS	10.38 Untreated Cotton Duck	10.38 oz. Sunforger	10.38 oz. Sunforger with Flame Retardant	13 oz. Sunforger with Flame Retardant	For 5/8" Bone Buttons	For Handworked Grommets with Rope Loops
Price Per Half	\$42	\$54	\$62	\$68	add \$12.00	add \$15.00
Triangle End Pc.	\$22	\$27	\$32	\$36	add \$8.00	N/A

**SET-UP PKG. (2 Poles, 1 Rope, 6 Stakes, per pair) .....\$58**



### THE SIBLEY TENT

The original Sibley tent measured 12' tall and 18' in diameter at the base. It was held up by a single pole in the center. We make the Sibley tent just like the original. The front door is an authentic 8'9" tall, while the rear ventilation doorway is 5' high. The base of the tent is secured with reinforced brass spur washer grommets. The peak is complete with sewn in iron ring, canvas collar and brass grommets, which are set through 4 layers of canvas.

We also offer the rain hood for the peak. It is controlled by ropes running from it to the ground. The cost for the hood is \$35.00

Also available is a 33" high wall for increasing your headroom. Sibleys with walls need extra ropes and stakes but no

extra poles. Available in the original size or a scaled down 2/3 version.

THE SIBLEY TENT	# of Stakes Needed	10.38 oz. Excel with Flame Retardant	10.38 oz. Sunforger	10.38 oz. Sunforger with Flame Retardant	13 oz. Sunforger with Flame Retardant
(Full) 12' Tall x 18' Dia.	23	\$936	\$700	\$832	\$930
(2/3) 8' Tall x 12' Dia.	17	\$566	\$434	\$506	\$560
33" Wall (Large)	43	\$297	\$230	\$268	\$294
33" Wall (Small)	31	\$212	\$164	\$192	\$208

## CIVIL WAR WEDGE TENTS (A FRAME)



Our popular Civil War Wedge tents are available in several sizes, and come with spur washer brass grommets at the peak and rolled canvas peg loops at the bottom. Authentically made with one solid end and one door end with no overlap facings. To add overlap facings costs \$5.00 per door. You can have us make an extra door for \$25.00 more. (with overlaps)

CIVIL WAR WEDGE TENT SIZES	10.38 oz. Excel with Flame Retardant	10.38 oz. Sunforger	10.38 oz. Sunforger with Flame Retardant	13 oz. Sunforger with Flame Retardant	10" Sod Flap	SET-UP PKG. 2 Uprights, 1 Ridge & Stakes	TENT FLY 10.38 oz. Sunforger with Flame Retardant	SET-UP PKG. for FLY
Small Pup 6'W x 6'L x 6'H	\$297	\$228	\$267	\$295	\$24	\$121	(6'x14') \$132	*\$122
Large Pup 6'W x 8'6"L x 6'H	\$348	\$264	\$311	\$346	\$29	\$176	(8'6"x14') \$182	*\$150
Servant 7'W x 6'10"L x 7'H	\$411	\$307	\$365	\$406	\$28	\$132	(6'10"x16') \$176	*\$134
Sm. Trooper 8'W x 6'L x 6'H	\$372	\$288	\$335	\$370	\$28	\$118	(6x15) \$140	*\$128
Lg. Trooper 8'W x 9'L x 7'H	\$472	\$360	\$422	\$470	\$34	\$176	(9x16) \$225	*\$158

\*These flies get ONE upright in the set up package instead of two. Support the other end of your ridge pole on your tent. Poles longer than 8' include a steel splice for easy transport.

## CIVIL WAR WALL TENTS AND FLYS



We offer three standard sizes of Civil War era wall tents, but you'll find many other sizes of this style tent on page 38-41. The tents on this page come with one door w/overlap facings, rolled canvas peg loops, and spur washer brass grommets at the peak ends and along the walls. Add a second door for \$25.00

Flys for these tents come with brass grommets along the side edges and a grommet at the midway point along each end. Of course all grommet positions are well reinforced!

The lengths on these tents and flies are variable because they're made by number of canvas panels. Because canvas panels vary in width between lots the length of the tentage below may differ one way or the other a few inches.

TENT	(Length is Approx.) Measurements W x L x Ht. x Wall Ht.	10.38 oz. Excel with Flame Retardant	10.38 oz. Sunforger	10.38 oz. Sunforger Flame Retardant	13 oz. Sunforger Flame Retardant	10" Sod Flap	SET UP PKG. 2 Uprights, Ridge, Ropes, Stakes (no sidewall poles)
Type 1 Wall Tent	10'6" x 11'2" x 7' x 45"	\$675	\$515	\$605	\$670	\$44	\$292
Type 2 Wall Tent	8'9" x 8'6" x 8'6" x 45"	\$578	\$436	\$515	\$570	\$36	\$325
Hospital Wall Tent	14' x 14' x 11' x 45"	\$1,135	\$838	\$1,005	\$1,125	\$56	\$414
Type 1 Fly	11'2" L x 13'4" W	\$270	\$200	\$238	\$265	N/A	\$230
Type 2 Fly	8'6" L x 14'2" W	\$222	\$168	\$198	\$220	N/A	\$262
Hospital Fly	14'6" L x 20" W	\$460	\$335	\$405	\$454	N/A	\$336

**SEE PAGE 59 FOR OUR GROUND CLOTHS**

*"My fellow reenactors of the 4th Maryland Light Artillery C.S.A. all possess a Panther Tent and recommend them for their quality, durability and value!" M.A. - Sykesville, MD*

**DOES YOUR UNIT NEED SOMETHING SPECIAL? Give us a Call! 1-800-487-2684**

NOTE: All Civil War Flys get ONE upright instead of two. Support the other end on the tent

## UTILITY TARPS!

Made from our tent canvas scraps and seconds, so they're cheap but still perform well! We leave the edges unhemmed.

Use them as ground cloths, bed rolls, ponchos, and for covering coolers, firewood or anything else you want to keep dry or hidden.



### 2 PANEL TARP

(Approx. 5'6"x5'6").....Ship Wt. 6 lbs.....Catalog No. 1235-200-2.....\$27.00

### 3 PANEL TARP

(Approx. 8'4"x8'4").....Ship Wt. 10 lbs.....Catalog No. 1235-202-2.....\$58.00

### 4 PANEL TARP

(Approx. 11'2"x11'2").....Ship Wt. 15 lbs.....Catalog No. 1235-204-2.....\$102.00

*"My trusty (utility) tarp never let ONE drop come through... I just wanted to say that it's pretty clear even your seconds come in first place. Thanks for a job very well done...."*

M.M. - Byron, NY



## PRIMITIVE SHOWER

A must for those week long outings! Our shower includes a 10 oz. Sunforger canvas surround that creates a 4'x4' shower area with 7' high walls. All you'll need for set up are 4 - 7' poles with 8 guy lines & stakes (sold separately).  
Catalog No 2841-281-0.....\$146.00  
Set-Up Package  
(4 poles, 8 ropes & stakes).....\$120.00

## CANVAS OUTHOUSE

Just put your chamber pot inside and you're all set. Sets up with four poles (2-7' and 2-6') and 8 ropes and stakes. 42"x42" size with a 7' front and 6' back and includes a roof and a moon stenciled on the door for quick identification in those emergency situations! Sunforger canvas.

Catalog No. 2841-282-2.....\$140.00

Set-Up Package

(4 poles, 8 ropes, stakes).....\$120.00





## BEDROLLS



A tough canvas sleeping bag that has a flour sack bottom and ties up one side. Put your blankets right inside and use this as a pack-in unit or in conjunction with another tent. Roll it up and tie it to your pack for easy transport. The Single weighs approx. 4 lbs. The Double weighs approx.

8 lbs. We recommend flame retardant for use in tipis or around any open fire!

SIZE	10.38 oz. Excel with Flame Retardant	10.38 oz. Sunforger	10.38 oz. Sunforger with Flame Retardant	13 oz. Sunforger with Flame Retardant	OILSKIN BEDROLL
Single, 80" long, 30" wide	\$104	\$82	\$94	\$102	\$130
Double, 80" long, 60" wide	\$145	\$110	\$130	\$144	\$184

## GROUND CLOTHS

We highly recommend the use of a ground cloth with your tent. It keeps moisture from coming up through the ground and gives you a clean floor for walking and setting gear. When used in conjunction with a sod flap, a ground cloth can completely seal out wind, moisture, and insects. Note: These are not flame retardant! Call for prices on flame retardant ground cloths.

We offer you two styles of ground cloths to choose from.

**REGULAR GROUND CLOTH** - These are made of assorted pieces of scrap tent canvas, so they're water repellent and the colors are usually white or khaki. The shrinkage factor on these is approximately 4% to 7%.

**SUPER GROUND CLOTH** - In a matter of days a patch of pretty green grass can turn into a black mass of rotten goo on the bottom of your canvas ground cloth. That's why for stays of a week or more we've created this SUPER GROUND CLOTH. The bottom is rip resistant woven polyethylene to seal out ground moisture and protect the SUNFORGER canvas top layer. You no longer have to carry a separate piece of plastic to lay down under your ground cloth, because its built right in to our SUPER GROUND CLOTH!

If you need pricing on a size not shown on the chart below, simply use the formula of \$1.10/sq. foot for Regular Ground Cloth or \$1.50/sq. foot for Super Ground Cloth.

SIZE	USED FOR	Regular Ground Cloth	Super Ground Cloth
5' x 8'	Midget Whelans	\$48	\$68
6' x 6'	Kid's Wedge	\$44	\$62
6' x 9'	Lg. C.W. Pup. Lg. Rev. War Wedge	\$65	\$92
7' x 7'	Small Wedge, Civil War Servant	\$59	\$84
7' x 9'	Medium Wedge	\$76	\$107
8' x 8'	Dwarf Wall	\$77	\$109
8' x 9'	Standard Whelan	\$87	\$123
8' x 10'	10'x8' and Mini Wall Tents	\$96	\$136
9' x 9'	Type 2 Civil War Wall Tent Large Whelan	\$98	\$138
9' x 10'	Jumbo Whelan	\$108	\$153
10' x 10'	10' x 10' Wall Tent 10' x 10' Hunter	\$120	\$170
10' x 12'	10' x 12' Wall Tent	\$144	\$204

SIZE	USED FOR	Regular Ground Cloth	Super Ground Cloth
10' x 14'	10' x 14' Wall Tent Norman Saxon Wedge	\$168	\$238
10' x 16'	10' x 16' Wall Tent	\$192	\$272
11' x 12'	Type 1 Civil War Wall Tent	\$159	\$225
12' x 12'	Giant Wedge, 12' x 12' Wall Tent	\$173	\$245
12' x 14'	12' x 14' Wall Tent	\$202	\$286
12' x 16'	12' x 16' Wall Tent 12' x 16' Norman Saxon	\$230	\$326
12' x 18'	12'x18' Wall Tent	\$260	\$368
14' x 14'6"	Civil War Hospital Wall	\$244	\$346
14' x 16'	14' x 16' Wall Tent	\$269	\$381
14' x 18'	14' x 18' Wall Tent	\$303	\$429
14' x 20'	14' x 20' Norman Saxon	\$336	\$476
15' x 18'	Norman Saxon Wedge	\$324	\$459
MARQUEE TENTS AND CUSTOMIZED SIZES		\$1.20/ Sq. Ft.	\$1.70/ Sq. Ft.



## CUSTOM TENTS ARE OUR SPECIALTY!

At least half of the tents we make are custom in some way.

This trade show booth is actually made up of 3 of our 10'x10' Traders Tents. (Pg. 21)



*"This is now the 4th major order I've placed with your company (2 wedges, 1 wall & 1 fly) and you folks are fantastic. Always!"*

D.B. - Doylestown, PA

*"I always tell anyone who is looking to buy a tent to check out Panther. I could not ask for better service than I have received from your company. If a person wants quality in a tent, then Panther is what they want."*

T.H. - Flatwoods, WV



It would be nearly impossible for us to show you in a catalog all the different historical tents that we make. So if you need something custom, send us a sketch with dimensions and we'll get back to you with a price quote!

*"I explain to others shopping for a tent why they should order from you. Thanks for all of the extra work involved with getting my custom order just the way I wanted it."*

L.S. - Middleville, MI



Our popular Carousel pavilion requires just one center pole, wooden spokes and ropes and stakes for set up. This one measures 10' in diameter at the eave and 14' at the base. Check out all four sizes of our Carousels on page 25.

The interior of the above Carousel. This one is being used as a tiny store, complete with shelving and hanging baskets.



The spokes can help support lightweight items, such as lanterns, partition curtains or an item of clothing on a hanger. Our forged S-Hooks (Pg. 79) work well for hanging just about anything.

Here, a canopy for the bed is supported by the spokes of the pavilion, and the owner of the pavilion has created his own beautiful center pole and ornate hub.





The incredible Henry VIII Pavilion (Pg. 27) serves as the base for "A Hard Day's Knight" knighthood summer camp in California.

The two round ends of this pavilion can be used as separate round pavilions OR combined with the hallway portion to create the Henry VIII.

These Civil War re-enactors take a break under the shade of their Panther wall tent and fly. You can check out all the different sizes of our tent flies on page 42.



When movie and TV production companies need authentic historical gear and tents they call Panther.


This is a set from the television series "Sleepy Hollow". The marquee and the all purpose bag have been aged for the show.



The Viking tent (Pg 30) is available in any of our Sunforger canvases or in our Excel canvas with color option. See page 9 for details on our colored canvases.



The Guild of St. Andrew and St. George Productions use Panther Pavilions to create an early English village, complete with tavern, tailor shop, armory, brewery, kitchen, etc.



Panther tents on the set of the Disney movie "Hidalgo".





Custom historical tents are our specialty! This World War I Italian Alpino tent is just one example of our work.

*"Last weekend I was at the re-enactment with my new tent. We had a good time although the weather was not so good. It started to rain during the night, and it was cold. But I was in a dry place (in my tent).*

*You did a great job! Please tell everybody that I thank them very much."*

Fulvio Bresadola  
ZH, Switzerland

A large Civil War Trooper Wedge with matching fly (Pg. 57) makes the perfect field hospital for this surgeon at Gettysburg.



*"We debuted our custom canopy at our rendezvous event on Aug. 8, 9, & 10, 2014. Thank you for the wonderful custom work you did for us!"*

P.N.  
Grand Portage  
National  
Monument



This Panther wedge tent is on display at George Washington's Mount Vernon.

We offer wedge tents in virtually any size you'd like including a full page of Military Wedge Tents on page 34.



Two popular options for our Hunter's Tents (Pg. 44) are the Tipi-Style Door and the Add-On Fly. This photo is a good example of both as seen on this 12' x 12' Hunter with a 9' peak height.

You can dress your wall tent up with scallops along the walls and ridge line.

*"Thanks to your entire team for putting my little tent together. I've already used it four times this year for various Renaissance and camping trips."*

P.B. - Rancho Cordova, CA





It takes our largest center pole marquee (Pg. 20) and 10' sun porch fly (Pg. 23) to house this crew.

Looks like the posse is ready for action!

A 12' x 16' Wall Tent (Pg. 41) with 5' high walls, made with our Excel Colored Canvas. Serpent Scale Scallops (Pg. 14) add a double layer of color along the top edge of the wall. One of our Personal Pavilions (Pg. 31) is set up in the background.



*"This is a picture of a Whelan that I purchased around 11 years ago. This has been the best investment! I love it. It's simple to take anywhere. My friends liked it so much, both families purchased one."*

G.F. - Aurora, ME

You can check out our selection of Whelan Lean-tos on page 55.



Relaxing under the fly of a 16' x 16' Regent Pavilion at a recent Medieval event. The Regent sets up with just 5 poles, making it one of the most space efficient shelters around. This one provides approx. 250 square feet of floor space! The optional fly adds another 120 square feet of outside socializing area.



Panther Military Wedges at the B.A.R. Grand Encampment. You'll find our excellent selection of military wedge tents on page 34.

*"These tents have served us well from Saratoga, to Monmouth, to Yorktown. Thank you for your quality workmanship and great service!"*  
 B.F., 3rd N.Y. Regiment

The Bell family and their 18' Panther tipi at the Rocky Mountain National Rendezvous near Montrose, CO. You can follow their adventures on the History Channel TV series "Mountain Men".





This tiny store is a custom 6' x 6' Center Pole Marquee (Pg. 20). It belongs to T. Michel of Morbylanga, Sweden.

Our Marquee Tents (Pgs. 12-20) are the preferred style for merchenting. This is a 14' x 16' Rectangular Marquee with a 14' wide x 10' long Flat Fly (Pg. 23).

Our double layered Serpent Scale Scallops look great on both the tent and the fly.



The colorful interior of this 15' x 15' Center Pole Marquee (Pg. 20) serves as a pub for The Scarborough Highlander Guard's annual Scotch Tasting.

**WATERPROOFING**



Although we can't guarantee it to work on every canvas, Fabric Guard is the best add on water repellency for canvas that we've found for cotton ducks.

16 oz. spray bottle covers approx. 40 to 75 sq. ft. (Ship Wt. 1 lb.)

Cat. No. 2007-051-2  
\$24.00

**FABRIC CLEANER**



For fabric this handy spray bottle helps to take out dirt stains. You will need to rewaterproof the canvas after using this. 32 oz. spray bottle. (Ship Wt. 1 lb.)

Cat. No. 2007-054-2  
\$20.00

**CANVAS & LEATHER GLUE**

A 2 oz. bottle of glue that's waterproof, strong and lasting. Works great for small repairs on your tent as well as leather! (Ship Wt. ¼ lb.)

Cat. No. 3100-001-2  
\$8.00



**SCISSORS**

The large hand holes on these make cutting much easier. This style is patterned after the old blacksmith type. Because they're so compact, they're easy to take along on any outing! Extra sharp blades for leather use too! (Ship Wt. ½ lb.)



4" Size.....Cat. No. 6791-004-0.....\$4.00 ea.  
6" Size.....Cat. No. 6791-006-0.....\$5.00 ea.

**GLOVER NEEDLES**



Sized from largest #1, small #8, and smallest #9. Specify size when ordering. Cat. No. 6791-051-1 \$ .75 ea.

or \$15.00 pack of 20  
See page 72 for cotton thread!

**LEATHER PALM THIMBLE**



Heavy leather for pushing the needle through thick areas. Cat. No. 6791-070-1 \$ 5.00

**REPAIR KIT FOR CANVAS STRUCTURES**

You never know what might happen to your tent at an event. A falling branch can poke a hole in a tent and you've got a sunroof whether you want it or not. I even know one camper who discovered that some kids were using his lean-to as a dartboard! It's for just such emergencies that we put together this handy repair kit. It's a first aid kit for your lodge, and it includes a waterproof canvas bag containing 2 - 18" x 18" patches (10 oz. waterproof), 2 oz. bottle of canvas & leather glue, 2 needles, palm thimble, 9 ft. of ½" tie material, and thread. (Ship Wt. 2 lbs.)

Catalog No. 1236-800-2.....\$25.00



*"You came through when others could not...You folks rock! I promise never to look at another tent seller ever again - You are my tent makers."*

R.T. - Cumberland, ME



# TENT ACCESSORIES



## HAND FORGED TENT STAKES

Some of the nicest stakes around. They are square, to help

hold their position in the ground better. Our regular stake is just right for normal use, like wedge tents, wall tents and tipis. For extra tough jobs, like marquee ropes or tent fly guy ropes, we recommend our SUPER STAKE!

REGULAR STAKE (Approx. 10"-12" long) 3/8" stock  
Cat. No. 1003-200-3 .....\$2.00 ea.

SUPER STAKE (Approx. 18" long) 1/2" stock  
Cat. No. 1003-200-6 .....\$4.00 ea.  
(Ship Wt. 1 lb. per stake)

## TENT TOTE BAGS

This large drawstring bag is designed for transporting your tent. It protects against scuff marks and dirt. It's large enough for any of our tents, but you'll need two for tipis or marquees. Not recommended for long term storage. Approx. 40" wide x 31" high. (Ship Wt. 3 lbs.)  
Cat. No. 1239-100-2 .....\$20.00 ea.



## TENT ROPE SLIDERS



These 4" long wooden sliders have 7/16" diameter holes for adjusting the tension on your 3/8" manilla ropes.

Cat. No. 1006-017-1 .....\$1.00 ea.

## FINIALS

Turned from assorted hardwoods, these sit atop your poles for decoration and extra protection against water infiltration at your grommets. These are undrilled. You drill and paint to suit your tent! (Ship Wt. 1/2 lb.)

### TOWER



4 5/16"

1 7/8"

CAT. NO. 1006-001-1

### GLOBE



3 7/8"

2 7/16"

CAT. NO. 1006-003-1  
\$5.00

## CANVAS STAKE BAGS

Keep your gear clean and organized with this handy bag for transporting your stakes. Available for either size of our hand forged tent stakes. (Ship Wt. 1 lb.)

**For Regular Stakes**  
13" x 17"  
Cat. No. 1003-200-4  
\$ 8.00 ea.

**For Super Stakes and Wooden Stakes**  
13" x 23"  
Cat. No. 1003-200-8  
\$10.00 ea.



## STAKE PULLER

What a great little item to have around! Just grab the stake with the hook end, twist the handle to jar the stake loose and pull! The 30" length saves wear and tear on your back because you can do the job while standing! (Ship Wt. 5 lbs.)

Cat. No. 1003-200-5.....\$22.00



## ROPE

2 sizes for tent set up. 3/8" manilla for all purpose jobs and 3/16" cotton wrapped poly-core cord for tipi liners and marble tie downs. (Ship Wt. 4 lbs. per 25 ft.)

3/8" manilla Cat. No. 1003-201-4 .....\$4.00/25ft.  
3/16" cotton cord Cat. No. 1003-202-4.....\$8.00/50ft.



**PRE-MADE ROPE SETS!** A 12' long piece of manila rope, looped on one end, with a slider on the other end. Plenty long enough for up to a 7' tall side pole. (Ship Wt. 1 lb. ea.)

Cat. No. 2009-017-4.....\$4.00 ea.

## TENT POLE BAG

This long bag is big enough to hold 6 to 8 perimeter poles or uprights up to 7' long. The bottom is double layered for extra strength. (Ship Wt. 3 lbs.)

Catalog No.  
1235-351-1

\$22.00 ea.



## TENT ACCESSORIES

### THE POLE GRABBER HOOK



Just slip this iron hook around any 2" x 2" upright pole and you instantly have a place to hang things. The weight of it keeps it locked in place, so you can adjust it to any height on the pole with no need for nails or screws. Great for hanging lanterns, clothing, etc. The arm extends about 10" from your pole. We offer two sizes, Regular for lightweight items, and Heavy Duty for holding more weight. (Ship Wt. 1 lb. ea)


Regular Grabber Hook  $\frac{1}{4}$ " square stock.....Catalog No. 3031-030-2..... \$9.00  
 Heavy Duty Grabber Hook  $\frac{3}{8}$ " square stock....Catalog No. 3031-031-4.....\$12.00

### POLE HOOKS



**Regular Pole Hook**

Pole hooks are great for hanging up clothing, bags, lanterns, etc. in your tent. These are hand forged iron!  
**REG. POLE HOOK** - Fits over the pin on your 1½x1½ perimeter pole. (Ship Wt. 1 lb. ea.)  
 Catalog No. 3011-107-2 .....\$7.00 ea.  
**RIDGE POLE HOOK** - Double hook fits over your ridge pole. (Ship Wt. 1 lb. ea.)  
 Catalog No. 3031-022-2.....\$8.00 ea.



**Ridge Pole Hook**

### SHELF BRACKETS



Handy iron brackets that fit over your upright pin and hug the pole on your marquee sidewalls. It takes two brackets to create a 12" wide shelf (just add a 12" wide pine board). (Ship Wt. 2 lbs.)  
 Catalog No. 3031-025-3.....\$27.00 ea.

### SHELF STRAPS



4 layer thick, rolled canvas strap that hangs over your upright pin to create a shelf along the wall of your marquee. It takes 2 straps and a 12" wide pine board to create each shelf. (Ship Wt. ¼ lbs.)  
 Single Shelf...Cat. No. 1003-222-3...\$6.00 per strap  
 Double Shelf...Cat. No. 1003-223-3...\$10.00 per strap  
 Triple Shelf...Cat. No. 1003-224-3...\$12.00 per strap

### STOVE PIPE INSERT

Made of a non-asbestos material that is heat resistant to 1,000° Fahrenheit, this insert is a necessity for stove use in your tent. You'll need to specify which size stove pipe you are using (3", 4", 5" or 6"). Easy to install in your tent, we even send instructions on how to do it. Also included is our specially designed cover flap, ready for you to sew onto the outside of your tent. Please specify which one of our flame retardant canvases you'd like for your cover flap, and specify what diameter pipe hole you need. Also, a reminder: No materials can be counted on to be flameproof. The above temperature rating is meant as a general guideline only. You must always use caution and common sense whenever using a stove with your tent! These inserts are intended for use ONLY on tents made from flame retardant canvas! (Ship Wt. 1 lb.)



Catalog No. 3000-741-3.....\$70.00

Installed in your Panther tent....\$75



**ORDER TOLL FREE 1-800-487-2684**

**THE CANVAS SHOP**



**CANVAS BY THE YARD**

For your own projects at home or for those who want to try making their own shelter, these canvasses come in approx. 35"-36" widths. Not recommended for the average home sewing machine. See page 7 for a full description of each canvas. (Ship Wt. 1 lb. per yd.)

**WHITE OR NATURAL CANVASSES**

- 10 oz. UNTREATED COTTON ARMY DUCK ..... Cat. No. 1000-000-0U .... \$4.70/yd.
- 10 oz. FLAME RETARDANT, Water & Mildew Resist ..... Cat. No. 1000-000-0F .... \$10.00/yd.
- 10.38 oz. SUNFORGER, Marine Boatshrunk ..... Cat. No. 1000-000-0S .... \$6.50/yd.
- 10.38 oz. SUNFORGER, Marine, Boatshrunk, Flame Ret ... Cat. No. 1000-000-0SR .. \$8.50/yd.
- 13 oz. SUNFORGER, Marine, Boatshrunk, Flame Ret .... Cat. No. 1000-000-0ST .. \$9.80/yd.

**COLORLED CANVASSES**

Available in Black, Blue, Red, Green, Yellow, Khaki or Purple.

Cat. No. 1001-001-1 (Specify Color Choice) .....\$11.00/yd.

\*NOTE: Don't machine wash these canvasses. Surface wash them with a cloth or soft brush.

**100% COTTON WEBBING**

- 1/2" WIDE - For ties and trim  
Cat. No. 3011-048-2.....\$.50/yd.
- 1" WIDE - For loops on flies or tents.  
Also peg loops.  
Cat. No. 3011-049-2.....\$2.00/yd.
- 2" WIDE - For heavy duty straps  
Cat. No. 3011-049-5.....\$2.50/yd.



**BOBBINS OF THREAD**

Great for small repair jobs, this size 16 thread is a cotton wrapped polyester, similar to the thread we use in our tentage. Natural color. Approx. 22 yds. per bobbin. (Ship Wt. 1/16 oz.)  
Cat. No. 3011-046-2.....\$.50 per bobbin

**GENUINE OILSKIN BY THE YARD!**

52" to 55" wide very dark brown 8 ounce goods for making clothing, bags, tarps and practically anything else that can be imagined. (Ship Wt. 2 lbs./yd.)

Catalog No. 3011-058-2.....\$25.00/yd.



**OILSKIN SEALER**

After you've used your oilcloth items for a while you will need to re-seal the seams. This 21 1/2" tin of oil/wax sealer works great! (Ship Wt. 1/2 lb.)

Catalog No. 1000-100-7..... \$7.00

**BAGS FOR EVERYTHING!**

Packing your gear in bags keeps it clean and organized. It's also easier to load, because bags will conform to tight spaces!

**OUR "ALL-PURPOSE" BAG**

We sew a 24" diameter round bottom in this 30" tall bag for lots of extra room!

It's perfect for toting blankets, clothing, or anything else to an event. We use ours for dirty laundry storage on those long outings! Made of canvas. (Ship Wt. 2 lbs.)

Catalog No. 1235-311-2.....\$24.00 ea.



**CANVAS "WHAT-NOT" BAGS**

We call these "what-not" bags because they're great for carrying anything around. We always have lots of little things we need bags for and I'll bet you're the same. Made of canvas. (Ship Wt. 1 lb. each)



Small - 8" tall x 8" wide  
Cat. No. 1235-300-2.....\$4.00

Med. - 15" tall x 10" wide  
Cat. No. 1235-310-2.....\$7.00

Standard - 20" tall x 15" wide  
Cat. No. 1235-315-2.....\$12.00

Large - 30" tall x 24" wide  
Cat. No. 1235-320-2.....\$15.00

**CANVAS TRASH BAG COVER**

One problem of historical events is how to get rid of trash without cluttering up your camp. We came up with a solution for our camp, and you'll like it too. Just put your plastic garbage bag inside this canvas bag for authenticity. Then you can keep your trash outside and carry it to the dumpster or garbage wagon in primitive style! Size 24"W x 35"H (Drawstring Design). (Ship Wt. 2 lbs.)

Catalog No. 3100-069-2.....\$22.00



**STACK SACKS**



It's amazing how much stuff you can tote around in these round bottomed drawstring bags!

Made of tough water repellent cotton army duck, these will nest neatly inside each other when not in use.

Available separately or in a set of three!  
(Shipping Wt. 1 lb./bag)

- SMALL SACK .....7" dia. x 9" high .....Cat. No. 2004-312-2 .....\$7.00
- MEDIUM SACK .....8" dia. x 10" high .....Cat. No. 2004-313-2 .....\$11.00
- LARGE SACK .....10" dia. x 12" high .....Cat. No. 2004-314-2 .....\$16.00
- COMPLETE SET OF THREE SACKS .....Cat. No. 2004-315-2 .....\$32.00



**BAGS**



**HAVERSACK**

Inside this sturdy canvas haversack is a handy pocket on the inside of the flap for extra storage. Reproduced from an original design. Our standard haversacks are white or off white, but we can also do these in red, blue, black, green, yellow, purple or khaki colors! Specify if you want any color other than white. (Ship Wt. 1 lb.)

- REGULAR  
 12"x14".....Cat. No. 3011-047-2.....\$16.00  
 KID'S  
 8"x10".....Cat. No. 3011-047-4.....\$14.00  
 JUMBO!  
 16"x18".....Cat. No. 3011-057-2.....\$20.00

**REV. WAR  
 HAVERSACK**

No self respecting soldier or civilian would have been caught without one! Single pocket bag with pointed flap and 3 pewter buttons. Made of canvas, this bag measures 17"x18" as the originals did. (Ship Wt. 1 lb.)

Cat. No. 3010-302-2  
 \$22.00



**PANTHER'S  
 EASTERN  
 LONG  
 HUNTER'S  
 BAG**

You've made this one of our most popular items. Made of canvas with an attractive blanket wool stripe on the shoulder strap. Decorate the strap with bead-work, trade silver, or rendezvous medallions.

- (Ship Wt. 1 lb.)  
 REGULAR  
 10"x12".....Cat. No. 1012-400-3...\$20.00  
 KID'S  
 8"x10".....Cat. No. 1012-401-1...\$18.00  
 JUMBO!  
 16"x18".....Cat. No. 1012-402-1...\$25.00



**1776 KNAPSACK**



Not to be confused with the "New Invented Knapsack" this is a basic model with a single pocket measuring 13"x15" and has 3 pewter buttons for flap closure. Two straps for wearing this on your back are made of the same canvas as the bag itself. (Ship Wt. 1 lb.)

Cat. No. 3010-304-2.....\$26.00



**OILSKIN  
 HAVERSACK**

Made just like our basic haversack (top of this page), with a handy pocket inside the flap for extra storage. (Ship Wt. 1 lb.)

- REGULAR - 12" x 14"  
 Cat. No. 3011-050-2..\$20.00  
 JUMBO - 16" x 18"  
 Cat. No. 3011-051-2..\$28.00





### MEDIEVAL CHAIR

The basic "X" design chair dates all the way back to ancient Egypt and was used extensively throughout the Medieval era and on up to Victorian times.

Ours is made of White Ash with approx. 14" x 17" seat. It sits 21 3/4" high plus a backrest that's 11" x 27". The backrest can be removed and the chair folded for easy transport and storage. Dipped in linseed oil for a long lasting finish. Wood colors vary. (Oversize Ship Wt. 70 lbs.)

Cat. No. 2999-017-2.....\$160.00

### PANTHER'S 1700's FOLDING CHAIR

Solid wood and canvas construction, these chairs are popular at today's F & I, Rev. War and Fur Trade events. The seat is 12" wide and sits 16" off the ground. The back rest is 15" tall. It folds to a convenient 18 1/2"x23"x7" thick. ("Oversize" Ship Wt. 35 lbs.) Catalog No. 2999-022-3.....\$70.00



### DELUXE SLAT BACK FOLDING CHAIR

Similar in design to our 1700's folding chair, this one has an extra BIG 20" wide x 18" tall backrest and a tension adjustment for the 14" wide canvas seat. Made of hardwood and dipped in boiled linseed oil. It folds up to an easy to carry 20"x26"x8" thick package. ("Oversize" Ship Wt. 50 lbs.)

Catalog No. 2999-020-2.....\$80.00

### WOODEN CAMP CHAIR

This hardwood chair is sturdy and functional. It slides together for easy carrying. A comfy 18 1/2" wide x 29" tall. Very well made! ("Oversize" Ship Wt. 70 lbs.)

Cat. No. 3000-902-4.....\$70.00 ea.



### FOLDING ROCKING CHAIR

This beautiful hardwood rocker can be folded up for easy transport! You'll find it to be very sturdy and functional for both home and camp use. Dipped in boiled linseed oil for long life. 18" wide, with a seat approximately 15" high and a 26" tall backrest.

(Oversize Ship Wt. 70lbs.)

Catalog No. 2999-025-2.....\$160.00

*"The period rocking chair ..... rocks! I was so pleased to see the entire front with pegs instead of screws."*

A.H. - Humble, TX

## DELUXE FURNITURE PLANS

Created by the late, great John Onaitis, a master woodworker and brilliant engineer. These are very detailed and they include complete tool lists, bill of materials and safety guidelines. Each set of plans has all the information needed to build several useful items. All you need are basic woodworking skills. (Ship Wt. ½ lb.)



**CHAIRS** - Includes the standard slat chair, small slat chair, double slat chair, and a small flip flop table. Catalog No. 2999-100-2.....\$15.00

**BEDS** - Includes single, double and queen size beds with both short and tall posts and the double size four poster bed. Catalog No. 2999-102-2.....\$15.00

**TABLES** - Both small and large flip flop tables, folding trestle table, buskboard table and a gate leg tavern table. Catalog No. 2999-104-2.....\$15.00

**TRUNKS** - Three sizes each of flat, round top and packing crate style trunks. Catalog No. 2999-106-2.....\$15.00

**CAMP KITCHEN** - An upper cabinet, 3 lower cabinets and a couple of different trestle tables to choose from. Catalog No. 2999-108-2.....\$15.00

**CARTS AND WHEELS** - 4 wheel cart, a 2 wheel cart, and 16", 20" and 24" diameter wheels that are either spoked or solid wood. You'll need a well equipped woodshop. Ship Wt. 1 lb. Catalog No. 2003-801-1.....\$20.00

## MAKE YOUR OWN BED!

If you're handy with wood and you'd like to try making your own bed here's the kit you need to make it easier! Use this in conjunction with the plans shown above to create a sturdy, comfortable bed.

**BRASS HARDWARE** - All the pieces needed for the corner posts (legs) and rail ends! (Ship Wt. 1 lb.)  
Catalog No. 2999-101-2.....\$23.00 ea.



*"I have never seen a company more dedicated to customer service. I don't think you can improve on perfection. I am completely satisfied in your products and will recommend you to all my friends."*

N.V. - Ocean View, HI

**FOLDING CAMP STOOL**

Our popular folding stool is made of straight grain hardwood with a sturdy tent canvas seat. Open size is approx. 14"x14"x17". Choose between Red, Blue, Black or White canvas for the seat! (Ship Wt. 5 lbs.)  
Cat. No. 3000-904-2.....\$28.00



**FOLDING TABLE**

An all-time favorite, this table folds up for easy transport. When set up it measures 22"Wx28"x26" tall. Made of unfinished pine, this makes a functional yet affordable addition to your camp. ("Oversize" Ship Wt. 35 lbs.)  
Cat. No. 2999-010-2.....\$84.00

**WOODEN SLAT TABLE**

This sturdy little fold up table also doubles as a stool. Constructed of 3/4" pine, it measures approx. 13 1/2" x 15" and sits 18 1/2" off the ground. The top is made of 1 1/2" wide slats, 3/4" thick, and all the screw holes are filled with wooden dowel plugs. Sanded and ready for you to stain or paint. (Ship Wt. 15 lbs.)  
Cat. No. 2999-109-3.....\$30.00



**WOODEN CAMP BOXES**

Every camp needs boxes like these for keeping foodstuffs, gear and supplies in. These are basic, functional pine boxes, nothing fancy. They're ready to provide you with years of service. You paint or finish to suit your taste!



**STANDARD CAMP BOX**  
11"Wx18"Lx13"H  
-Rope Handles  
-Dowel Covered Screws  
(Ship Wt. 30 lbs.)  
Cat. No. 2999-012-2  
\$62.00



**COFFIN LID CAMP BOX**  
12"Wx28"Lx15"H  
-Rope Handles  
-Dowel Covered Screws  
("Oversize" Ship Wt. 50 lbs.)  
Cat. No. 2999-014-2  
\$95.00

*"I have always prided myself in the fact that I love the outdoors, and the smell of blackpowder smoke and the crackling of a good campfire. Over the past several years I have ordered possibles and rifle parts, dutch ovens and beads from several suppliers. I have NEVER in my 40 years, become associated with ANY company that worked so hard to be in the forefront of customer service and satisfaction!  
Once again, thank you for the kind, friendly customer service that you have given my wife and myself!"*  
S.H. - Newark, OH

1-800-487-2684



## 18th CENTURY BRAZIER (FOR OUTSIDE USE ONLY)



Similar to originals from the Rev. War Era, these were used for cooking (no firepit!), heating curling irons for wigs, and more. Our version sports a cooking grate 7½"x7½" that is attached and hinged for easy access to the 6½" tall coal box. 3" legs keep the base up off the ground for an overall ht. of 11" including the 4 pot holders. We've also added a grate in the bottom for the coals to sit on.

Folks who owned braziers told us they didn't like a long handle sticking off of one side (made the unit odd shaped and hard to pack around), so we designed a bail handle instead. It folds down flat to create a compact unit that's easy to transport! We are now able to offer this brazier

at a new, lower price. The welds are a bit rough, but it's very sturdy and functional.

(Ship Wt. 12 lbs.)

18th Century Brazier.....Catalog No. 3002-020-2.....\$70.00

## FOLDING BRAZIER

The neatest thing about this brazier is that it breaks down into 7 flat pieces and 2 10" rods that fit snugly inside a canvas carry case! It requires no tools to assemble and measures 8" x 8½" x 9" tall with an 8" x 10¼" cooking grate.

You even get a coal screen in the bottom for air flow. Outside use only.

(Ship Wt.8 lbs.)

Catalog No. 3002-022-2.....\$89.00



## IRONWARE GRILLS

You can choose from 4 sizes of our popular iron grills. You won't beat these for cooking over an open fire. Fold up legs for easy storage and transport. Our canvas grill bag keeps other gear clean when transporting your grill.

	SIZE	CAT. NO.	SHIP WT.	PRICE	CANVAS TRANSPORT BAG
The Backpacker Grill.....	11"x14"	3011-101-2	5 lbs.	\$30.00	\$6.00
Small Grill.....	12"x18"	3011-100-2	8 lbs.	\$37.00	\$6.00
Large Grill.....	12"x23"	3011-102-2	10 lbs.	\$44.00	\$8.00
Jumbo Grill .....	15"x30"	3011-103-2	20 lbs.	\$60.00	\$10.00

## COOKING STAND

This handy little kettle stand folds up flat for easy storage and transport. Made from ¼" steel bar, 1" wide. It spreads up to 9" wide and stands 7" tall. Great for setting a kettle over a fire or as a resting place for a lid. (Ship Wt. 3 lbs.)

Catalog No. 2999-105-3.....\$16.00





**TRIPOD/THREE PIECE FIRE SET**



It sure is nice to see a product with such great flexibility. In one product you get BOTH a tripod AND a three piece fire set. Each stands about three feet tall. This makes it perfect for inside your tipi. Made of 3/8" stock. (Ship Wt. 9 lbs.)



Catalog No. 3000-928-2 .....\$28.00

**FIRESET BAG** - A tough canvas bag to carry your tripod in. This bag is 48" long with 2 layered bottom for added strength. (Ship Wt. 2 lbs.)

Catalog No. 1235-335-1.....\$9.00

**S-HOOKS**

If you've done a lot of camping, you know how handy these little guys can be. Choose 3", 6", or 9" size. (Ship Wt. 1/4 lb.)

Catalog No. 3000-903-2.....\$4.00 ea.



**MAKING FIRE**

**FIRE N' FIVE**



A good fire starting kit is a must, and this is the best we've seen. The kit contains flint, steel striker, 100% cotton char, jute fiber, an airtight 3 oz. tin and complete instructions. (Ship Wt. 2 lbs.)

Catalog No. 6780-000-2.....\$14.00

**EXTRA CHAR CLOTH** - a 2 oz. tin of 100% cotton char. (Ship Wt. 1 lb.) Catalog No. 6780-100-4.....\$10.00 ea.

**STRIKERS**

For making your fire with flint, we offer you these fine iron strikers. Guaranteed, of course. Sizes are approximate.

3" Plain Cat. No. 3002-006-1.....\$15.00

3" W/Curl Cat. No. 3002-008-1.....\$15.00



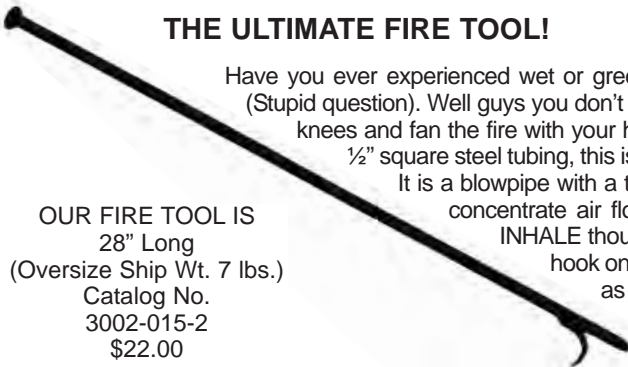
**THE ULTIMATE FIRE TOOL!**

Have you ever experienced wet or green firewood at an event? (Stupid question). Well guys you don't have to get down on your knees and fan the fire with your hat anymore! Made out of 1/2" square steel tubing, this is actually two tools in one.

It is a blowpipe with a taper on one end to really concentrate air flow onto the coals. (Don't INHALE though!) The small log turning hook on the end means it doubles

as a fire poker. You'll love it, and after all, your hat deserves better!

OUR FIRE TOOL IS  
28" Long  
(Oversize Ship Wt. 7 lbs.)  
Catalog No.  
3002-015-2  
\$22.00





1-800-487-2684



### DELUXE TOTE BAG

Flat bottomed canvas bag (13" wide x 7" deep x 16" tall) great for hauling groceries, ice, heavy loads! (Ship Wt. 2 lbs.)  
Catalog No. 1235-330-1.....\$18.00

### BOOK BAG

Envelope style 17" wide x 18" tall canvas bag perfect for books, plates or other flat items. (Ship. Wt. 2 lbs.)  
Catalog No. 1235-348-1.....\$9.00



### PANTHER'S CANVAS BACK PACK

Here's something just about everybody can use. This back pack is like a canvas pack basket. The advantage it has over a basket is that this is collapsible. We make these 24" tall, 12" wide, and 9" deep. There are ties for closing the flap and handy ties on the bottom for tying on a bedroll. (Ship Wt. 2 lbs.)

CANVAS BACK PACK - Catalog No. 3011-045-2.....\$30.00  
OILSKIN BACK PACK - Catalog No. 3011-052-2.....\$44.00



### COOLER COVERS

A lot of you have requested a good cooler cover that you can take to events. Here's one made of the same canvas as our tents so you don't have to use your favorite blanket to cover your cooler. (Ship Wt. 2 lbs.)

Catalog No. 1236-300-2. Available in:

Regular Size (14" W, 24" L, 13"H) .....\$32  
Large Size (17" W, 34" L, 17"H) .....\$40  
Customized (Send us WxLxH) For up to 34" long.....\$45  
For over 34" long call us for pricing!

### ROUND COOLER COVERS

If you keep your water supply in one of the round style coolers, here's a cover just right for you. A small flap covers the spout at the bottom and the lid ties closed for windy days. (Ship Wt. 2 lbs.) Regular Size (Up to 15" dia.x19" tall)

Cat. No. 1236-310-3.....\$45.00  
Custom Sizes are priced on request.



### CANVAS BUCKETS

Made of flax and collapsible for easy storage and transport, these hold their shape as they are filled with water. Of course, since they are made of canvas there will be some leakage. They will lose about half their water in about 30 minutes. We've found them to be extremely handy for getting water back to camp, or for toting around just about anything!

(Ship Wt. 2 lbs.)

Regular (Approx. 1½ gallons)

Cat. No. 3011-002-1...\$10.00

Large (Approx. 4 gallons)

Cat. No. 3011-002-2.....\$12.00

## HAWK AND KNIFE BASIC CAMP TOMAHAWKS

Here are two economical hawks that are good for your general camp needs.

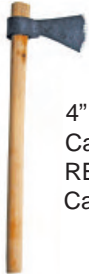

### HAND FORGED THROWING HAWK

This is a good quality hawk that you'll like both for throwing and general use around the camp. The head on this tomahawk measures 6 1/4" long with a 4" blade and the handle is 19" long. (Ship Wt. 3 lbs.)

Cat. No. 3011-027-2.....\$23.00

REPLACEMENT HANDLE

Cat. No. 3011-028-3.....\$4.00 ea.



### MOUSE HAWK

A smaller version of the throwing hawk for small folks! The head is 4" long and the handle is 16" in length. (Ship Wt. 2 lbs.)

Cat. No. 3011-029-2 .....\$17.00

REPLACEMENT HANDLE

Cat. No. 3011-030-2.....\$4.00 ea.

### TOMAHAWK SHEATH

Our sheath is constructed from medium weight brown leather. We offer it in two sizes. The Mouse Hawk Sheath (4" long head) and the Throwing Hawk Sheath (6" long head). The belt loop will fit any belt that is 3" wide or less. (Ship Wt. 1 lb.)

MOUSE HAWK SHEATH....Cat. No. 3011-032-2....\$17.00

THROWING HAWK SHEATH...Cat. No. 3011-031-2...\$17.00



### THROWING KNIFE

Here's the finest throwing knife you'll ever see. Made of 1 3/16", 4140 steel with durable leather handles. It's well suited for throwing from the blade or the handle. Total length 14". (Ship Wt. 2 lbs.)

Cat. No. 1030-001-3.....\$73.00

### KNIFE & TOMAHAWK THROWING - Hardin

This 60 page book covers the basics of throwing as well as information to help you choose exactly the right throwing hawk or knife. Photograph walk-throughs of common techniques make it easy to understand and follow. 6"x9" Soft Cover

Cat. No. 2009-889-2.....\$9.95



1-800-487-2684



## IRON COOKING UTENSILS



Some of the nicest we've seen! Each measures approx. 17"- 20" long and has a curved end handle for ease of hanging.

(Ship Wt. 3 lbs. ea.)

SPATULA

Cat. No. 3031-017-2.....\$20.00

SPOON

Cat. No. 3031-016-2.....\$20.00

FORK

Cat. No. 3031-015-2.....\$16.00

LADLE

w/rivet attached handle

Cat. No. 3031-019-2.....\$24.00

COMPLETE SET OF FOUR

Cat. No. 3031-020-2 .....\$75.00

## AUTHENTIC CAMP SCRUBBER

These are really handy items to have around camp. They're primitive pot scrubbers made of natural sisal fibers. Good for cleaning up that gravy that sticks to the bottom of your skillet!



(Ship Wt. ¼ lb.)

Cat. No. 3011-150-2


\$5.00 ea.

## KITCHEN UTENSIL HOLDER

Ever wonder what it would be like to have your camp kitchen spatula, fork, spoon, etc. organized? Here's a 7 sleeve holder that rolls up and ties shut for easy transport!

(Ship Wt. 1 lb.).

Catalog No. 3101-000-2....\$15.00



## MINI SPICE BOX

This 2¼" x 3½" x ¾" tin box fits easily into your haversack. It contains ½" x 2" tall glass vials of salt, pepper, cinnamon, cayenne pepper and oregano, all with authentic cork stoppers. Also included are a few toothpicks. The entire kit weighs about 2.5 oz.

Catalog No. 2009-878-1.....\$12.00 ea.



## CANVAS TOILETRIES CARRIER

Finally, here's an easy way to organize your toothbrush, toothpaste, soapdish, comb, razor, hand mirror, etc.

Just slide everything into the appropriate sleeve and roll it up inside this handy canvas carrier. Everything stays in one place and is easy to transport! (Ship Wt. 1 lb.)

Catalog No. 3101-100-2.....\$12.00 ea.



**CAMP NECESSITIES**

Handy items that just about every camp needs!

**FIREWOOD CARRIER**



When you burn a lot of firewood like we do, you really come to appreciate having help bringing the wood in. This tough canvas wood carrier makes the task so much easier, cleaner, and faster, that you almost don't even mind the job! It rolls up easily for storage. (Ship Wt. 2 lbs.)

Catalog No. 1235-330-2.....\$12.00

**PORTABLE HOLE**

Stick this forged iron contraption in the ground and you've got a place to put your flagpole.

It measures 40" tall with a 2" dia. hole.

(Ship Wt. 5 lbs.)

Catalog No. 3003-009-2

\$25.00



**FIRE EXTINGUISHER COVER**

Every camp needs a fire extinguisher. In fact, some events have begun to require that each camp have one!

Our canvas cover keeps your gear primitive, with an authentic colonial era firefighting symbol. Fits the standard 14¼" tall x 3½" diameter canister (not included).

(Ship Wt. 1 lb.)

Catalog No. 1237-101-2.....\$18.00



Fire Extinguisher not included

**PRIMITIVE FIRST AID KIT**



I decided that there was a need for one of these when I tried splitting my finger for kindling at the Old Northwest Territory Rendezvous! This kit includes an assortment of 27 first aid items including moleskin for blisters, a variety of bandages and alcohol swabs. We package the container inside a primitive canvas carrier, and we sew on a red cross for quick easy identification. This is a must for any camp! (Ship Wt. 2 lbs.)

Cat. No. 6790-260-1.....\$24.00 ea.



1-800-487-2684



### NAVAL RUM RATIONS

Handmade rustic copper plated with a tin lining and brass handle. Random tiny dents add to the authenticity. Approx. 2" tall x 2" dia., this holds approx. ¼ gill, and it's just like ones used by sailors of the past 3 centuries. (Ship Wt. 1 lb.)  
Catalog No. 3010-811-1.....\$12.00

### HORN DRINKING CUPS

Perfect for a shot of your favorite elixir. They're lightweight and fit nicely into your haversack, belt bag, etc. Natural horn with wooden bottoms, colors vary.

(Ship Wt. 1 lbs. ea.)

3" Horn Cup

Cat. No. 3020-821-3.....\$5.50

5" Horn Cup .....

Cat. No. 3020-822-3.....\$7.00



### FOLDING FORK AND SPOON (SPORK)

Here's a handy new item for packing light or trekking. It is a hand-forged iron spork. Fully opened it measures approx. 8½" long, with a 3 tine fork on one end and a spoon on the other. It folds in half for easy transport! (Ship Wt. ½ lb.)

Catalog No. 3031-020-1.....\$18.00 ea.

### MUG STRAP

One of the handiest little items you'll ever have as part of your gear. Wear it on your belt and hang your empty mug on it to free up your hands while you're out walking around. Leather strap and a button closure.

(Ship Wt. 1 lb.)

Catalog No. 2003-540-3.....\$8.00 ea.



### GLASS BOTTLES

We think these little bottles are just right for small amounts of cooking oil, dishsoap, etc. They come with cork stoppers and fit right down into your camp kitchen cookbox.

4 OZ. TALL BOTTLE (6½" tall x 1¼" dia.)

(Ship Wt. ½ lb.)

Catalog No. 3000-001-2.....\$6.00

8 OZ. GLOBE BOTTLE (4" tall x 3½" dia.)

(Ship Wt. ½ lb.)

Catalog No. 3000-003-2.....\$6.00



**SOLID BRASS BLANKET PINS**

Our brooches are available in several sizes for a variety of uses. Use them to close your cloak or blanket wrap or as ornamentation on bags, hats and clothing or securing a sash or scarf.

- 1½".....Cat. No. 3009-425-2.....\$6.00
- 2".....Cat. No. 3009-426-2.....\$8.00
- 3".....Cat. No. 3009-427-2.....\$10.00



**RUGS**



These 32"x64" saddle blankets make great rugs both at camp and at home. We put one inside the wedge tent for keeping our ground cloth cleaner. They're made of blended yarns and come in mixed colors. After you get them home, just throw them in the washing machine (on cold) and then line dry them! (Ship Wt. 2 lbs.)  
Catalog No. 1230-016-2.....\$25.00

**BLANKET GUN COVER**

These machine made gun cases are 68" long. They include blanket fringe and look great with or without your primitive outfit. Made from 85% wool, 15% poly trade blanket material. Available in Dark Red, Dark Blue or Dark Green, specify color. (Ship Wt. 1 lb.)  
Catalog No. 2007-200-3.....\$19.00 ea.



**OILSKIN GUN CASE COVER**

Oversized to slip over a regular gun case. 66" long. (Ship Wt. 1 lb.)  
Cat. No. 3011-054-2.....\$17.00

**CANVAS GUN CASE COVER**

This is an oversized waterproof case that you can slip over your regular gun case. Finally, you don't have to worry about getting caught in the rain on a hunting trip or at the rendezvous. This item is a must for anyone who owns a muzzle loader! 66" long. (Ship Wt. 1 lb.)  
Catalog No. 3333-333-4.....\$14.00 ea.



1-800-487-2684



### OILSKIN FROCK

We're very pleased to offer you this fine quality frock for keeping dry. It is dark brown in color. The wax and oil finish keep the rain off your clothing and gear. We sew a cape around the neck to give added protection in the shoulder area. There's a button closure at the neck and another one at the waist, but my personal preference is to overlap the front and hold it closed with my belt. To top it all off, the oilskin frock rolls up into a compact bundle about 4" in diameter by 10" long for easy transport. It weighs only 4 lbs. (Ship Wt. 5 lbs.) We also offer a handy separate hood (see below)

(size 38-44) .....Cat. No. 3020-802-1.....\$115.00  
(size 46-52).....Cat. No. 3020-802-3.....\$130.00

### OILSKIN RAIN CLOAK

Similar in style to our famed blanket wool cloak, we make this out of the same dark brown oilskin cloth as the frock above, and it can be worn over top of any outfit, even a bulky capote. A lightweight and easy way to keep dry in authentic style! (Ship Wt. 6 lbs.)  
Catalog No. 3020-805-2.....\$120.00



### OILSKIN HOOD



Not only will this work with the oilskin frock and cloak, but just about any outfit you have. It is a totally separate piece that buttons snugly around your neck. A sewn on cape sheds water "shingle style" from the hood down onto the garment. (Ship Wt. 1 lb.)  
Cat. No. 3020-807-2.....\$35.00

### HOODED OILSKIN PONCHO

Similar in design to our canvas rain poncho, but made of our dark brown oilskin material. These are about 33" wide and come to around knee level. (Ship Wt. 3 lbs.)  
Catalog No. 1000-100-6.....\$52.00



### HOODED CANVAS RAIN PONCHO



Anyone who does much camping knows that rain puts in at least one appearance. Well, finally here's a primitive raincoat with a hood. It's made of 10 oz. Sunforger, Marine, Boatshrunken canvas. Designed to come to about knee level, there are ties under the arms to help with windy conditions. Overall width of the adult size is 33". (Ship Wt. 3 lbs.)  
ADULT SIZE PONCHO.....Cat. No. 1000-100-4.....\$32.00  
KID'S SIZE PONCHO.....Cat. No. 1000-100-2.....\$27.00

*"Very pleased with the oilskin frock - 6 days from when I mailed the order, I received it - outstanding!"*  
A.T. - Lakewood, OH

**MEET SOME OF THE  
FOLKS AT PANTHER**

**OUR GOAL: To give you the quickest, best quality service anywhere!  
Call us with your order, toll free at 1-800-487-2684**



**KATIE**  
Tent Mfg. Specializing in tipis, flys  
and wedge tents.



**DEBBIE**  
Supervisor specializing in wall tents  
and custom work.



**LACEY**  
Office Manager




**BEVERLY**  
Tent Mfg. Specialty, tipi detail  
work.



**RODNEY**  
Rodney cuts out tents and puts up with all  
the sewing folks we have here.



**SIERRA**  
Tent Mfg. Specialty, Small Tent  
Components



**BARBARA**  
Tent Mfg. specializing in  
wall tents.



**ANDREA**  
Tent Mfg. Specializing  
in a variety of canvas items.



**LINDA**  
One of our friendly Customer  
Service Reps.



**MARY**  
Tent Mfg. Specialty, custom  
bags & canvas items.



**RISÉ**  
One of our friendly Customer  
Service Reps.



**RICK**  
Tent Mfg. Specialty, tipis  
and sewing machine repair.



**DESIRAE**  
Sewing Dept.



**BECKY**  
Tent Mfg. Specialty, Marquees  
and Hunter's Tents.



**ALEX**  
She packs and  
ships your order.

## INDEX

Back Pack	80	Henry VIII	27	Shelf Brackets	71
Bags, Canvas	73, 74, 80	Hornware	84	Shelf Straps	71
Baker Lean-Tos	54	Hunter's Tent	44-47	Shelter Half	56
Bedrolls	59	Imperial Pavilion	26	Shower	58
Bell of Arms	32	Ironware Forged	78	Sibley Tent	56
Blanket Pins	85	Kitchen Utensil Holder	82	Sleeves (For Poles)	11
Bottles	84	Knapsack	74	Sliders	70
Boxes, Wooden	77	Lean-Tos	54-55	Spatula	82
Brazier	78	Longhunter's Bag	74	Spice Box	82
British Bell Tent	33	Marquees & Flies	12-23	Splices for Poles	11
Buckets	80	Medieval Tents	24-31	Spoke Wheel Tents	24-27
Camp Scrubber	82	Mini-Lodge	53	Stake Puller	70
Canvas Bags	73, 74, 80	Mug Strap	84	Stakes, Tent	70
Canvas Buckets	80	Needles	69	Stools	77
Canvas By The Yard	72	Oilskin	72	Stove Inserts	71
Canvas Glue	69	Oilskin Clothing	86	Strikers	79
Carousel	25	Oilskin Trail Tarp	43	Subaltern Tent	33
Chairs	75	Outhouse	58	Tarps	58
Char Cloth	79	Oval Marquees	18	Tables	77
Civil War Tents	56-57	Panther Pack	55	Tent Flies	42
Color Option	9	Pavilions	24-31	Thread	72
Conical Tent	32	Pins, Blanket	85	Throwing Knife	81
Cooler Cover	80	Poles	11, 52	Tipis	48-53
Finials	70	Pole Hooks	71	Toiletries Carrier	82
Fire Extinguisher Cover	83	Ponchos	86	Tomahawks	81
Fire Starting Kit	79	Portable Hole	83	Traders Tent	21
Fire Tool	79	Pyramid Tents	44-47	Trail Tarps	43
Firewood Carrier	83	Rain Poncho	86	Trojan Horse	29
First Aid Kit	83	Regent	28	Utensil Set	82
Furniture	75	Repair Kit	69	Viking Tent	30
Furniture Plans	76	Rocking Chair	75	Wall Tents	30, 38-41, 57
Geteld	29	Roman Tents	30	Warranty	4
Glassware	84	Rope	70	Waterproofing	69
Glue	69	Rope Sliders	70	Webbing	72
Grills	78	Rugs	85	Wedge Tents	30, 31, 34-37, 57
Ground Cloth	59	Rum Cups	84	Whelan Lean-Tos	55
Gun Cases	85	S-Hooks	79	Wooden Boxes	77
Haversacks	74	Scissors	69		



## HOW TO ORDER

### TOLL FREE BY PHONE

Give us a call at 1-800-487-2684 and place your order by MasterCard, Visa, Discover or American Express. Our friendly staff of ordertakers are here to serve you Monday through Fridays 9:00-5:00 E.S.T. We're closed on most national holidays.

### BY MAIL

Simply enclose your check or money order (in U.S. funds) with your order blank, or write your charge card number and expiration date in the appropriate section. Refer to the charts at the back of the catalog to determine the shipping amount. It will give you **AP-PROXIMATE** rates. Any overpayment will be promptly refunded. There will be a \$20 charge on all returned checks.

### TENT ORDERS

When placing your order for one of our standard tents, you may put down a 20% non-refundable deposit and pay the balance before shipment is made. If you have a custom design that you'd like a quote on just send in a sketch with the appropriate measurements written in. We'll get back to you with a price in whichever canvas you choose. A 50% non-refundable deposit is required on custom tentage orders and any tent made with colored canvasses. After you have placed your custom order we will send you a custom letter with your order details. This must be signed and returned before we schedule your tent for production.

Once you've placed your tent order, you will receive a copy of your invoice. Look it over for any corrections or changes. Any changes must be made in writing via fax or mail WITHIN A PERIOD OF 7 DAYS. No changes are allowed on RUSH orders. If you pay the balance on your tent by check, the check must clear before we will ship the tent.

### LAYAWAY PLAN

You may place your order with a 20% non-refundable deposit and then make payments until you have the tent paid off. You set the payment amount. There is no charge for this service, just a 6 month maximum time limit.

### VISA, MASTERCARD, DISCOVER AND AMERICAN EXPRESS ORDERS

We accept these on all retail sales. Just fill out the appropriate boxes on your order form along with your signature and phone number OR give us a call at 1-800-487-2684 and we'll take down the information over the phone.

### RETURNING DAMAGED SHIPMENTS

Once in a great while UPS will damage a package in transit. If this happens, keep the original box and call us. We'll do everything possible to get your order to you quickly and in good shape!

**\*Prices are effective April 1, 2019 and subject to change without notice.\***

### OUR GUARANTEE

You must be completely, 100% satisfied with your order. It's just that simple. When you receive your order, check out the items inside the box. If, for any reason they're not everything you expected, send them back to us in new condition for exchange or a full refund of the purchase price less shipping, no questions asked. There are no returns on custom items made as you requested, or on any item that has been altered or modified by staining, painting, etc. All returns must be made within 90 days. Our receiving dept. is unable to accept C.O.D.s but your refund or exchange is handled promptly. Our goal is to make sure you're happy with all the items you order from us. That's why we carry only the highest quality products.